

LICENSING DIVISION

Staff Report for the Barbering and Cosmetology Advisory Board August 19, 2022

Personnel Updates

- Licensing Division currently has a total of 14 vacancies.
- This team has 3 vacant license & permit specialist positions, out of 10 positions. This is equivalent to about 2,400+ applications that are unable to be processed each month.

Statistics

Sept 1, 2021-June 30, 2022

Licenses Issued

Licensed Practitioners	New Licenses Issued	% New Licenses Issued Online	Renewal Licenses Issued	% Renewed Online	FY 2022 TOTAL POPULATION	FY 2021 TOTAL POPULATION
Class A Barber Licensees	1,730	N/A	6,855	92.0%	21,236	20,117
Cosmetology Operator	6,103	91.7%	59,086	96.0%	158,842	156,694
Barber & Cosmetology Specialty Licenses	7,773	N/A	30,951	N/A	558	288
Barber & Cosmetology Instructors	145	N/A	2,597	97.9%	6,257	6,450
Barber & Cosmetology Student Permits	40,138	91.6%	not renewable		5,118	5,245
Overall Practitioners	55,889	91.4%	99,489	96.6%	192,011	188,794

Licensed Establishments	New Licenses Issued	% New Licenses Issued Online	Renewal Licenses Issued	% Renewed Online	FY 2022 TOTAL POPULATION	FY 2021 TOTAL POPULATION
Barber & Cosmetology Establishments	371	N/A	232	N/A	1,266	1,266
Barber & Cosmetology School Establishments	40	N/A	165	N/A	239	212
Overall Establishments	371	85.1%	232	83.5%	1,505	1,478

	FY 2022 TOTAL POPULATION	FY 2021 TOTAL POPULATION
TOTAL PRACTITIONERS	313,465	308,878
TOTAL ESTABLISHMENTS	55,414	55,741
TOTAL INDUSTRY POPULATION	368,879	364,619

Email Contacts

Sept 1 - July 31

Months	<u>FY 2021</u>	<u>FY 2022</u>	% Change
Sept	2,759	1,412	-48.82%
Oct	2,015	2,074	2.93%
Nov	1,763	1,827	3.63%
Dec	1,995	1,539	-22.86%
Jan**	2,727	2,374	-12.94%
Feb	1,489	2,548	71.12%
Mar	2,283	3,254	42.53%
Apr	3,140	2,563	-18.38%
May	2,219	2,745	23.70%
Jun	3,149	3,252	3.27%
Jul	2,220	1,882	-15.23%
Totals	25,759	25,470	-1.12%

*Internal & External email contacts (includes some emails from Customer Service)

**Assigned 2 additional license types

Current Projects

Instructor Conversion

- Working with the Bill Implementation Team on changes to our database, for a smooth transition to a comparable license for Instructors.
 - “Comparable license” is a Class A Barber, Operator or a specialty license.
- Licensed instructors should renew online. License holders will be guided through the online renewal process.
- Issuance of the instructor license will be disabled on 09/01/2022.

Merge of Barbering & Cosmetology

- Bill Implementation Team will begin discussing and working on changes to our database to prepare for the consolidation of the two programs.

Monitoring Work Volumes

- We continue to monitor the volume of working coming in to determine when/if agency resources need to be temporarily reallocated to assist Licensing staff. This team currently has 2 staff, outside of this team, helping process renewal applications. Their assistance allows staff to process applications requiring specialized expertise.
- The average processing time is estimated at 30-days.

- For Fiscal Year 2022 (Sept 2021 – July 2022), this team has received 24,612 mail-in applications.

Fiscal Year	Applications Received
FY 2021	23294
FY 2022*	24612

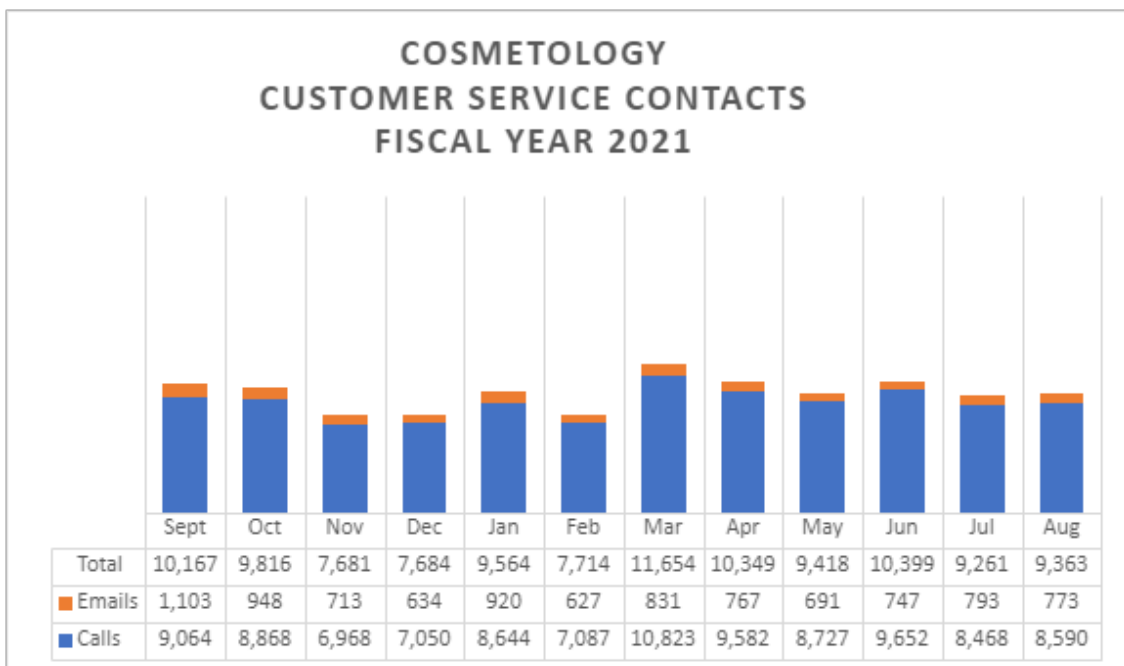
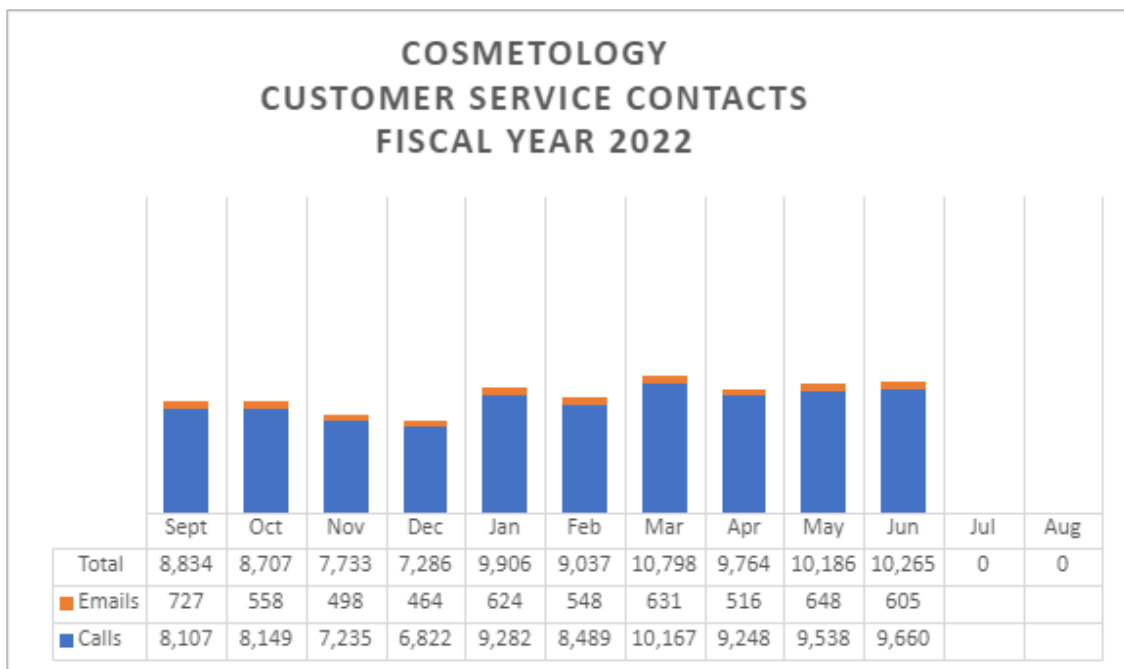
*Does not yet include August 2022

- Customer service continues to assist this team with record updates, such as name, address & contact information changes. We receive an estimated 50-125 requests to update information, each week. Their assistance allows this team to focus on answering emails requiring specialized expertise. Address and contact information changes can be done online. Requested changes should be confirmed prior to renewing, to avoid delays.

CUSTOMER SERVICE DIVISION

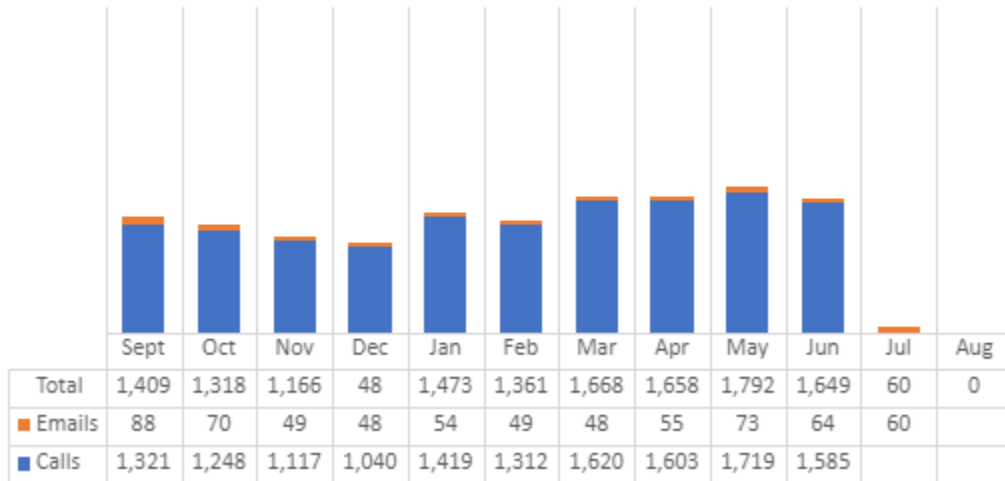
Staff Report for the Barbering and Cosmetology Advisory Board
August 19, 2022

Statistics

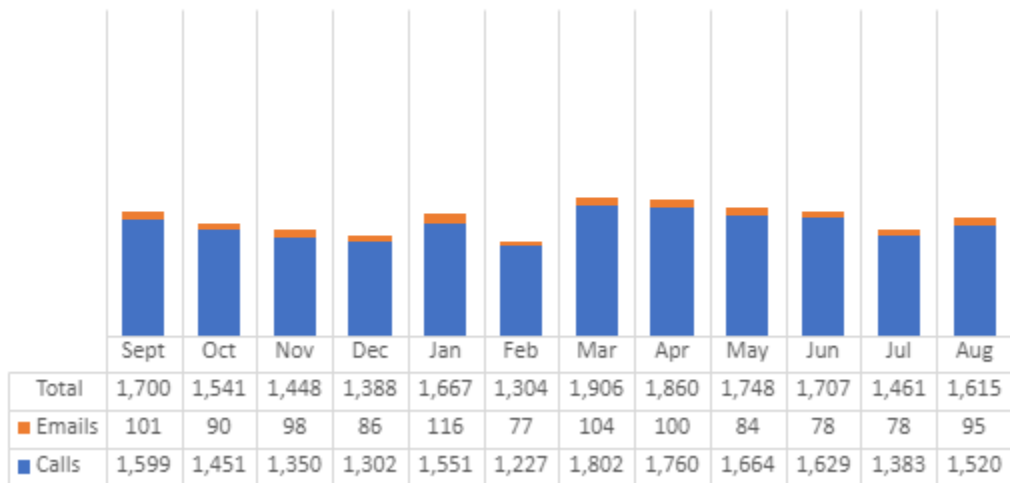


Statistics

BARBERS CUSTOMER SERVICE CONTACTS FISCAL YEAR 2022



BARBERS CUSTOMER SERVICE CONTACTS FISCAL YEAR 2021



Enforcement Division

Staff Report for the Barbering and Cosmetology Advisory Board August 19, 2022

Personnel Updates:

- On October 1, 2020, Jackie Revilla was promoted to Prosecution Legal Assistant Manager, to fill the vacancy created by Daryl Kunze's retirement. Jackie has worked for TDLR for 18 years, previously serving as a Legal Assistant Supervisor in the Enforcement Division.
- On November 6, 2020, Prosecutor Ken Sharp retired after 7 years of service with TDLR and 13 years of total service to the citizens of Texas. During his tenure at TDLR Ken worked briefly on the Transportation team before joining the criminal history review team where he evaluated thousands of criminal records in an effort to protect our citizens from those not fit to hold a license due to their criminal history. Ken was also very active in the Department's Veteran's Association, where he was both a cofounder of the organization and its first Commander.
- On December 4, 2020, Prosecutor Michael Shirk retired after 8 years of service with TDLR and nearly two decades of service to the citizens of Texas. Michael was a member of the Transportation team where his enthusiasm for public service and protecting the citizen of Texas was clearly evident. He was a joy to work with and served as a mentor for many of our attorneys on staff. He will be missed but he left a legacy of public service that will be long remembered.
- Three Attorneys, Amanda Barrera, Aroosa Nizami and Natalie Olvera, were promoted to Attorney III positions to fill the vacancies that were created by the promotions and retirements in the Enforcement Division. Amanda's and Aroosa's promotions were effective December 15, 2020, and Natalie's promotion was effective January 1, 2021.
- On January 4th, 2021, Arthur Arevalo was hired to fill the Investigations Manager's position. Art retired from the Austin Police Department after nearly 26 years of service. Since then, he worked for the Travis County Sheriff's Office and more recently served as a Captain with the Texas State University Police Department. We look forward to his contribution to the success of our team as we continue to strengthen the Enforcement division with staff that embraces our mission and shares our dedication to make a positive impact serving the citizens of Texas.
- On January 15, 2021, Lisa Grant was promoted to Legal Assistant Supervisor in the Prosecution Section of Enforcement. Lisa has worked for TDLR for over 20 years, previously serving as a Legal Assistant I, Legal Assistant II, Legal Assistant III and Senior Legal Assistant.

- On April 1, 2021, Rosemary Potter was promoted to Senior Legal Assistant in the Prosecution Section of Enforcement. Rosemary has worked for TDLR for over 13 years, previously serving as a Legal Assistant III.
- Three attorneys, Sara McKinney, Rachel Seshan, and Hunter McKinley were hired as Attorney II positions to fill the vacancies created by promotions in the Enforcement Division. These three attorneys will be working our inspections cases and our unlicensed air conditioning and electrical cases. Their hiring's were effective April 15, 2021.
- On August 1, 2021, Cynthia Marple was hired as an Attorney III. She joins TDLR from the Department of Public Safety's office of Regulatory Counsel Division where she prosecuted compliance and enforcement cases. Cynthia is a member of the Transportation Team, which focuses on cases related to BAR, Vehicle Storage Facilities, Driver's Education and Motor Fuels.
- On September 15, 2021, Kimberly (Kim) Ferreiro Mitchell was promoted to Management Analyst III. Kim has worked for TDLR for 13 ½ years, previously serving as a Legal Assistant III and Legal Assistant II.
- On September 15, 2021, Estella Ramos was promoted to Senior Legal Assistant in our Intake Section. Estella has worked for TDLR for over 6 years, previously serving as an Intake Administrative Assistant and Legal Assistant II.
- Karen Cox retired January 31, 2022, after 17 years with TDLR and over 30 years working in State Government which include stints at the Texas Workforce Commission, Texas Department of Transportation, and the Texas Railroad Commission. She was promoted to Senior Prosecutor in, January 1, 2019, where she helped oversee and mentor attorneys within the Enforcement Division. She also helped develop and facilitate our expert witness training program utilized by the Health Professions Program. She will be greatly missed, but we wish her well in her retirement.
- On February 15, 2022, Robert Nino was promoted to the Investigations Team Lead Supervisor position for the South Region. Robert has worked for TDLR for over 14 years with vast knowledge and experience on case investigations, sting operations and working on very complex cases. Robert also assisted in the training and mentoring on newly hired investigators. Robert has had nearly 38 years of experience as an investigator and auditor with both federal and state government, as well as private industry.
- On May 1, 2022, Jessica Hurtado was promoted to Senior Prosecutor. Jessica has been with TDLR for over 4 years and has experience with a number of our programs including all the Health Related Programs, Transportation Programs, and most recently with our Criminal History Evaluation Team. Prior to joining TDLR, she spent time with the Texas Ethics Commission, Texas Workforce Commission, as well as some time in private practice.
- On May 15, 2022, Jack Phillips was promoted to the Investigations Team Lead Supervisor position for the North Region. Jack has worked for TDLR for over 7 years, previously serving as an Inspector. Jack has served Texans for over 28 years, including working for the Attorney General's and Texas Department of Criminal Justice. Jack is also a proud United States Veteran, serving 6 years in the United States Army and as a Reserve in the Texas National Guard as both a Combat Engineer and a Legal Specialist.

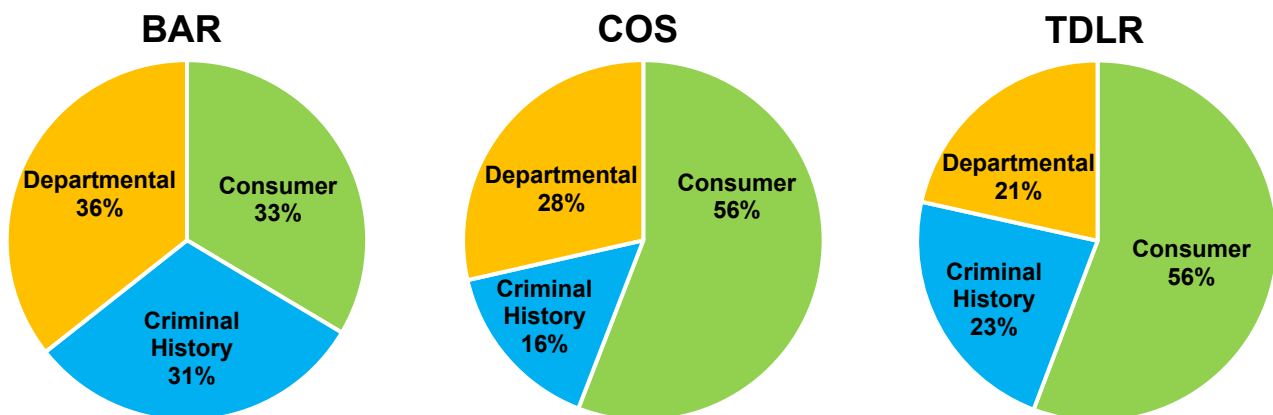
Statistics Fiscal Year 2022:

Shown below are the Complaints Received, Enforcement Performance Measures and Key Statistics for the Barbering (BAR) and the Cosmetology (COS) programs and for all TDLR programs combined through June of Fiscal Year 2022:

Complaints Received by Source	BAR	COS	TDLR
Consumer	584	2,521	11,505
Criminal History	1,418	4,030	33,600
Departmental	218	476	1,928
Total Complaints Received	2,220	7,027	47,033

Key Statistic	BAR	COS	TDLR
Cases opened	623	1,808	9,628
Cases closed	517	1,547	9,485
Average time to close (days)	139.24	173.23	218.77
% of cases resolved within 6 months	70.21%	63.22%	56.77%
% of cases resulting in disciplinary action	12.57%	15.84%	11.02%
Cases pending at end of June 2022	393	1,269	6,787

Source of cases opened through June of Fiscal Year 2022



Case Outcomes	BAR	COS	TDLR
Commission Orders	0	2	18
Default Orders	27	66	325
Agreed Orders	28	170	614
Penalties Assessed	\$119,100.00	\$394,610.00	\$2,126,260.00
Penalties Collected	\$40,136.00	\$248,944.00	\$1,133,683.00
Licenses Revoked (Disciplinary)	2	4	44
Licenses Suspended	0	0	4
Licenses Denied/Revoked (Criminal History)	12	16	148
Cease & Desist Orders	1	1	13
Informally Resolved	451	1,296	8,439

Top BAR Alleged Violations at Opening through June Fiscal Year 2022

Alleged Violation:	Count
Criminal History	192
No barber license	125
No barber shop license	78
Unlicensed operator works in shop	66
Shop employing unlicensed operator	48
Implements not properly cleaned	23
Failed to withdraw student in 10-days	21
School improperly credited hours	20
Accounting wrong hours to students	17
Shop license expired	15
School failed to submit record of hours	14
Salon or school not clean or in good repair	14

Top 10 BAR Violations Resulting in Disciplinary Action through June of Fiscal Year 2022

Violation:	Count
Shop employing unlicensed operator	19
No barber license	18
Criminal History	12
No barber shop license	6
Failed to comply with an order	5
Implements not properly cleaned	4
Accounting wrong hours to students	4
No disinfectant, or diluted or soiled	4
School failed to submit record of hours	3
Failed to cooperate with department	3

Top 10 COS Alleged Violations at Opening through June Fiscal Year 2022

Alleged Violation:	Count
Failed to clean and sanitize	419
No school or salon license	383
No operator's license	356
Criminal History	283
Employed or leased to unlicensed person	134
Expired school or salon license	52
Implements not sterilized or sanitized before use	47
Engaged in gross malpractice	44
Implements not sterilized or sanitized after use	40
School improperly credited hours	34
Failed to withdraw student in 10-days	34

Top COS Violations Resulting in Disciplinary Action through June Fiscal Year 2022

Violation:	Count
Failed to clean and sanitize	79
Logs are wrong or incomplete	47
Implements not sterilized or sanitized after use	33
No school or salon license	31
No operator's license	26
Employed or leased to unlicensed person	22
Implements not sterilized or sanitized before use	21
Criminal History	15
Failed to clean or disinfect wax pots	11
Salon or school not clean or in good repair	10
School improperly credited hours	10
No Foot-spa Records	10

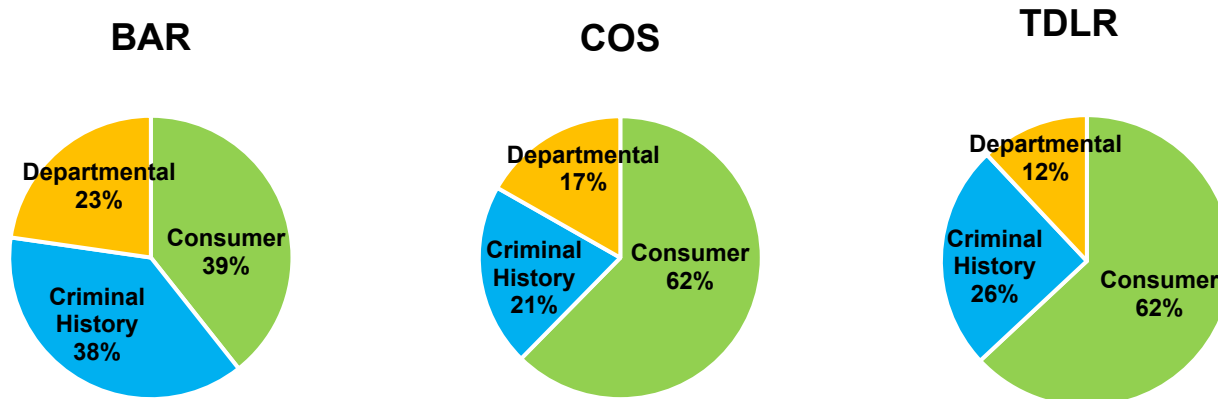
Statistics Fiscal Year 2021:

Shown below are the Complaints Received, Enforcement Performance Measures and Key Statistics for the Barbering (BAR) and the Cosmetology (COS) programs and for all TDLR programs combined for **Fiscal Year 2021**:

Complaints Received Break Down	BAR	COS	TDLR
Consumer	703	3,034	12,463
Criminal History	774	1,664	18,896
Departmental	158	402	1,296
Total Complaints Received	1,635	5,100	32,655

Key Statistic	BAR	COS	TDLR
Cases opened	638	1,998	10,121
Cases closed	654	1,908	9,335
Average time to close (days)	152.33	155.79	209.86
% of cases resolved within 6 months	67.89%	67.19%	60.00%
% of cases resulting in disciplinary action	22.02%	18.50%	13.41%
Cases pending at end of FY2021	286	999	6,627

Source of cases opened for Fiscal Year 2021



Case Outcomes	BAR	COS	TDLR
Commission Orders	2	2	44
Default Orders	72	101	455
Agreed Orders	52	226	711
Penalties Assessed	\$228,800.00	\$445,001.00	\$2,570,716.00
Penalties Collected	\$62,780.00	\$281,056.00	\$1,140,068.95
Licenses Revoked (Disciplinary)	7	16	103
Licenses Suspended	0	2	8
Licenses Denied/Revoked (Criminal History)	30	41	240
Cease & Desist Orders	3	4	19
Informally Resolved	505	1,548	7,976

Top 10 BAR Alleged Violations at Opening for Fiscal Year 2021

Alleged Violation:	Count
Criminal history	238
No barber license	113
No barber shop license	78
Shop employing unlicensed operator	60
Unlicensed operator works in shop	26
Implements not properly cleaned	17
Accounting wrong hours to students	16
Advertised as barber when not	15
Shop license expired	14
Salon or school not clean or good repair	13

Top 10 BAR Violations Resulting in Disciplinary Action for Fiscal Year 2021

Violation:	Count
No barber license	49
Shop employed unlicensed operator	35
Criminal history	27
No barber shop license	16
Failed to cooperate with department	12
Failed to comply with an order	10
No disinfectant or diluted or soiled	7
Implements not properly cleaned	4
Salon or school not clean or in good repair	3
Did not have suitable plumbing	3

Top COS Alleged Violations at Opening for Fiscal Year 2021

Alleged Violation:	Count
Criminal history	402
Failed to clean and sanitize	400
No operator's license	352
No school or salon license	341
Employed or leased to unlicensed person	135
Violation of disaster ordinance or order	56
Implements not sterilize or sanitize before use	54
Expired school or salon license	48
Engaged in gross malpractice	42
Implements not sterilize or sanitize after use	27
Accounting wrong hours to students	27
Unlicensed instructors	27

Top 10 COS Violations Resulting in Disciplinary Action for Fiscal Year 2021

Violation:	Count
Failed to clean and sanitize	102
No operator's license	54
Logs are wrong or incomplete	42
Employed or leased to unlicensed person	41
Criminal history	40
Implements not sterilized or sanitized after use	35
No school or salon license	33
Failed to clean or disinfect wax pots	21
Failed to dispose single use equipment	20
No foot spa records	17

Case Highlights:

- **Don C. Sutton d/b/a Modern Barber College (BAR20210014476) | Agreed Order issued May 2, 2022**

On May 2, 2022, the Executive Director signed an Agreed Order that finalized the settlement agreement between the Department and Modern Barber College. As part of the negotiated settlement, owner Don C. Sutton accepted liability for failing to properly account for hours earned by three students enrolled at the school and failing to terminate the enrollment of three students who had not attended class in over thirty consecutive days. Don C. Sutton agreed to pay an administrative penalty of \$5,650 and is making payments towards compliance with the order.

- **Grace Maungu**
(COS20210014488) | Agreed Order issued December 9, 2021

On December 9, 2021, the Executive Director signed an Agreed Order that finalized the settlement agreement between the Department and Grace Maungu. Specifically, Grace Maungu admitted performing dermaplaning services. Pursuant to the Cosmetology FAQ's, "Neither your cosmetology operator license or esthetician license allows you to perform dermaplaning. Dermaplaning, also known as dermablading, uses an implement similar to a blade or scalpel to exfoliate the skin." As part of the negotiated settlement, Grace Maungu accepted liability for using and possessing a product that can penetrate the dermis layer of the skin and thus, provided a prohibited service. Grace Maungu was assessed an administrative penalty of \$750. Grace Maungu has complied with the order.

- **Huoi Han Tran d/b/a Design Nail Salon**
(COS20210009342) | Agreed Order issued June 15, 2022

On June 15, 2022, the Executive Director signed an Agreed Order that finalized the settlement agreement between the Department and Design Nail Salon. As part of the negotiated settlement, owner Huoi Han Tran accepted liability for employing an unlicensed individual to perform Cosmetology services on the public for a fee. Huoi Han Tran was assessed an administrative penalty of \$750. Huoi Han Tran has complied with the order.

- **Andrea Garma, Individually and d/b/a Flirty Girl Lashes**
(COS20210014636) | Default Order issued March 3, 2022

On March 3, 2022, the Executive Director granted the Department's Motion for Default against Andrea Garma, Individually and d/b/a Flirty Girl Lashes. Andrea Garma was assessed an administrative penalty \$1,000 for operating a beauty shop, specialty shop, or other place of business in which cosmetology is taught or practiced without a business license. Andrea Garma has not complied with the order.

- **Long Truong d/b/a King Nails & Bar**
(COS20210007630) | Default Order issued April 7, 2022

On April 7, 2022, the Executive Director granted the Department's Motion for Default against Long Truong d/b/a King Nails & Bar. Long Truong was assessed an administrative penalty \$1,000 for failing to properly perform the cleaning after use by clients for a whirlpool foot spa on the premises. Long Truong is making payments towards compliance with the order.

Education and Examination Division

Staff Report for the Barbering and Cosmetology Advisory Board

August 19, 2022

Statistics

Barber Curriculum Statistics

(As of June 30, 2022)

2022	SEP	OCT	NOV	Q1	DEC	JAN	FEB	Q2	MAR	APR	MAY	Q3	JUN	JUL	AUG	Q4	TOT
Total New Curriculum Approvals Issued	7	4	11	22	13	12	11	36	12	18	12	42	13	-	-	13	113
2021	SEP	OCT	NOV	Q1	DEC	JAN	FEB	Q2	MAR	APR	MAY	Q3	JUN	JUL	AUG	Q4	TOT
Total New Curriculum Approvals Issued	26	20	32	78	10	20	36	66	32	35	40	107	16	12	2	30	281

Cosmetology Curriculum Statistics

(As of June 30, 2022)

2022	SEP	OCT	NOV	Q1	DEC	JAN	FEB	Q2	MAR	APR	MAY	Q3	JUN	JUL	AUG	Q4	TOT
Total New Curriculum Approvals Issued	21	23	17	61	29	24	28	81	37	42	18	97	21	-	-	21	260
2021	SEP	OCT	NOV	Q1	DEC	JAN	FEB	Q2	MAR	APR	MAY	Q3	JUN	JUL	AUG	Q4	TOT
Total New Curriculum Approvals Issued	17	48	28	93	48	51	35	134	55	45	39	139	58	29	18	105	471

Barber Examination Statistics

(As of June 30, 2022)

FY2022	SEP	OCT	NOV	Q1	DEC	JAN	FEB	Q2	MAR	APR	MAY	Q3	JUN	JUL	AUG	Q4	TOT
PASS	372	365	339	1076	341	335	380	1056	405	460	444	1309	475	0	0	475	3,916
FAIL	259	300	285	844	237	257	261	755	297	396	375	1068	331	0	0	331	2,998
TOTAL	631	665	624	1920	578	592	641	1811	702	856	819	2377	806	0	0	806	6,914
RATE	59.0%	54.9%	54.3%	56.0%	59.0%	56.6%	59.3%	58.3%	57.7%	53.7%	54.2%	55.1%	58.9%	0.0%	0.0%	58.9%	56.6%
FY2021	SEP	OCT	NOV	Q1	DEC	JAN	FEB	Q2	MAR	APR	MAY	Q3	JUN	JUL	AUG	Q4	TOT
PASS	306	349	288	943	294	281	222	797	389	390	390	1169	447	406	421	1274	4,183
FAIL	253	289	249	791	230	232	194	656	325	311	286	922	291	300	280	871	3,240
TOTAL	559	638	537	1734	524	513	416	1453	714	701	676	2091	738	706	701	2145	7,423
RATE	54.7%	54.7%	53.6%	54.4%	56.1%	54.8%	53.4%	54.9%	54.5%	55.6%	57.7%	55.9%	60.6%	57.5%	60.1%	59.4%	56.4%

Cosmetology Examination Statistics

(As of June 30, 2022)

FY2022	SEP	OCT	NOV	Q1	DEC	JAN	FEB	Q2	MAR	APR	MAY	Q3	JUN	JUL	AUG	Q4	TOT
PASS	2,536	2,588	2,509	7,633	2,384	2,466	2,397	7,247	3,266	3,671	3,889	10,826	3,617	0	0	3,617	29,323
FAIL	1,371	1,498	1,362	4,231	1,152	1,188	1,206	3,546	1,772	1,850	2,008	5,630	1,649	0	0	1,649	15,056
TOTAL	3907	4086	3871	11,864	3536	3654	3603	10,793	5038	5521	5897	16,456	5266	0	0	5,266	44,379
RATE	64.9%	63.3%	64.8%	64.3%	67.4%	67.5%	66.5%	67.1%	64.8%	66.5%	65.9%	65.8%	68.7%	0.0%	0.0%	68.7%	66.1%
FY2021	SEP	OCT	NOV	Q1	DEC	JAN	FEB	Q2	MAR	APR	MAY	Q3	JUN	JUL	AUG	Q4	TOT
PASS	2,629	2,755	2,447	7,831	2,348	2,106	1,641	6,095	2,596	2,935	3,267	8,798	3,143	2,855	2,893	8,891	31,615
FAIL	1,681	1,845	1,484	5,010	1,345	1,213	985	3,543	1,695	1,972	2,190	5,857	1,792	1,529	1,555	4,876	19,286
TOTAL	4310	4600	3931	12,841	3693	3319	2626	9,638	4291	4907	5457	14,655	4935	4384	4448	13,767	50,901
RATE	61.0%	59.9%	62.2%	61.0%	63.6%	63.5%	62.5%	63.2%	60.5%	59.8%	59.9%	60.0%	63.7%	65.1%	65.0%	64.6%	62.1%

Barber Examination Statistics by License Type
(As of June 30, 2022)

SEPT – OCT – NOV 1 ST QUARTER					DEC – JAN - FEB 2 ND QUARTER				
LICENSE TYPE	PASS	FAIL	TOTAL	RATE	LICENSE TYPE	PASS	FAIL	TOTAL	RATE
CLASS A WRITTEN	558	748	1,306	42.73%	CLASS A WRITTEN	574	696	1,270	45.20%
CLASS A PRACTICAL	502	78	580	86.55%	CLASS A PRACTICAL	476	56	532	89.47%
MANICURIST WRITTEN	1	1	2	50.00%	MANICURIST WRITTEN	0	0	0	0.00%
MANICURIST PRACTICAL	1	0	1	100.00%	MANICURIST PRACTICAL	0	0	0	0.00%
TECHNICIAN WRITTEN	0	0	0	0.00%	TECHNICIAN WRITTEN	0	0	0	0.00%
TECHNICIAN PRACTICAL	0	0	0	0.00%	TECHNICIAN PRACTICAL	0	0	0	0.00%
HAIRWEAVING WRITTEN	0	0	0	0.00%	HAIRWEAVING WRITTEN	0	0	0	0.00%
HAIRWEAVING PRACTICAL	0	0	0	0.00%	HAIRWEAVING PRACTICAL	0	0	0	0.00%
TECH/MANI WRITTEN	0	0	0	0.00%	TECH/MANI WRITTEN	0	0	0	0.00%
TECH/MANI PRACTICAL	0	0	0	0.00%	TECH/MANI PRACTICAL	0	0	0	0.00%
TECH/HAIRWEAVING WRITTEN	0	0	0	0.00%	TECH/HAIRWEAVING WRITTEN	0	0	0	0.00%
TECH/HAIRWEAVING PRACTICAL	0	0	0	0.00%	TECH/HAIRWEAVING PRACTICAL	0	0	0	0.00%
INSTRUCTOR WRITTEN	8	16	24	33.33%	INSTRUCTOR WRITTEN	2	3	5	40.00%
INSTRUCTOR PRACTICAL	6	1	7	85.71%	INSTRUCTOR PRACTICAL	4	0	4	100.00%
TOTAL	1,076	844	1,920	56.04%	TOTAL	1,056	755	1,811	58.31%
MAR – APR – MAY 3 RD QUARTER					JUN – JUL – AUG 4 TH QUARTER				
LICENSE TYPE	PASS	FAIL	TOTAL	RATE	LICENSE TYPE	PASS	FAIL	TOTAL	RATE
CLASS A WRITTEN	705	1,010	1,715	41.11%	CLASS A WRITTEN	253	318	571	44.31%
CLASS A PRACTICAL	600	51	651	92.17%	CLASS A PRACTICAL	222	11	233	95.28%
MANICURIST WRITTEN	0	1	1	0.00%	MANICURIST WRITTEN	0	0	0	0.00%
MANICURIST PRACTICAL	1	0	1	100.00%	MANICURIST PRACTICAL	0	0	0	0.00%
TECHNICIAN WRITTEN	1	0	1	100.00%	TECHNICIAN WRITTEN	0	0	0	0.00%
TECHNICIAN PRACTICAL	0	0	0	0.00%	TECHNICIAN PRACTICAL	0	0	0	0.00%
HAIRWEAVING WRITTEN	1	1	2	50.00%	HAIRWEAVING WRITTEN	0	0	0	0.00%
HAIRWEAVING PRACTICAL	0	0	0	0.00%	HAIRWEAVING PRACTICAL	0	0	0	0.00%
TECH/MANI WRITTEN	0	0	0	0.00%	TECH/MANI WRITTEN	0	0	0	0.00%
TECH/MANI PRACTICAL	0	0	0	0.00%	TECH/MANI PRACTICAL	0	0	0	0.00%
TECH/HAIRWEAVING WRITTEN	0	0	0	0.00%	TECH/HAIRWEAVING WRITTEN	0	0	0	0.00%
TECH/HAIRWEAVING PRACTICAL	0	0	0	0.00%	TECH/HAIRWEAVING PRACTICAL	0	0	0	0.00%
INSTRUCTOR WRITTEN	0	0	0	0.00%	INSTRUCTOR WRITTEN	0	2	2	0.00%
INSTRUCTOR PRACTICAL	1	5	6	16.67%	INSTRUCTOR PRACTICAL	0	0	0	0.00%
TOTAL	1,309	1,068	2,377	55.07%	TOTAL	475	331	806	58.93%

Cosmetology Examination Statistics by License Type

(As of June 30, 2022)

SEPT – OCT – NOV					DEC – JAN – FEB				
1 ST QUARTER					2 ND QUARTER				
LICENSE TYPE	PASS	FAIL	TOTAL	RATE	LICENSE TYPE	PASS	FAIL	TOTAL	RATE
OPERATOR WRITTEN	1,500	1,608	3,108	48.26%	OPERATOR WRITTEN	1,626	1,477	3,103	52.40%
OPERATOR PRACTICAL	1,665	223	1,888	88.19%	OPERATOR PRACTICAL	1,291	149	1,440	89.65%
MANICURIST WRITTEN	1,013	1,086	2,099	48.26%	MANICURIST WRITTEN	902	817	1,719	52.47%
MANICURIST PRACTICAL	930	85	1,015	91.63%	MANICURIST PRACTICAL	846	71	917	92.26%
ESTHETICIAN WRITTEN	1,032	989	2,021	51.06%	ESTHETICIAN WRITTEN	1,091	845	1,936	56.35%
ESTHETICIAN PRACTICAL	996	16	1,012	98.42%	ESTHETICIAN PRACTICAL	1,009	7	1,016	99.31%
MANI/ESTH WRITTEN	9	21	30	30.00%	MANI/ESTH WRITTEN	12	11	23	52.17%
MANI/ESTH PRACTICAL	9	0	9	100.00%	MANI/ESTH PRACTICAL	9	0	9	100.00%
EYE LASH WRITTEN	214	125	339	63.13%	EYE LASH WRITTEN	230	111	341	67.45%
EYE LASH PRACTICAL	178	5	183	97.27%	EYE LASH PRACTICAL	189	12	201	94.03%
HAIR WEAVING WRITTEN	2	0	2	100.00%	HAIR WEAVING WRITTEN	1	1	2	50.00%
HAIR WEAVING PRACTICAL	3	0	3	100.00%	HAIR WEAVING PRACTICAL	2	0	2	100.00%
WIG WRITTEN	0	0	0	0.00%	WIG WRITTEN	0	0	0	0.00%
WIG PRACTICAL	0	0	0	0.00%	WIG PRACTICAL	0	0	0	0.00%
INSTRUCTOR WRITTEN	35	68	103	33.98%	INSTRUCTOR WRITTEN	19	40	59	32.20%
INSTRUCTOR PRACTICAL	47	5	52	90.38%	INSTRUCTOR PRACTICAL	20	5	25	80.00%
TOTAL	7,633	4,231	11,864	64.34%	TOTAL	7,247	3,546	10,793	67.15%
MAR-APR-MAY					JUN-JUL-AUG				
3 RD QUARTER					4 TH QUARTER				
LICENSE TYPE	PASS	FAIL	TOTAL	RATE	LICENSE TYPE	PASS	FAIL	TOTAL	RATE
OPERATOR WRITTEN	3,240	3,084	6,324	51.23%	OPERATOR WRITTEN	796	787	1,583	50.28%
OPERATOR PRACTICAL	2,393	230	2,623	91.23%	OPERATOR PRACTICAL	908	87	995	91.26%
MANICURIST WRITTEN	1,090	885	1,975	55.19%	MANICURIST WRITTEN	358	277	635	56.38%
MANICURIST PRACTICAL	1,011	103	1,114	90.75%	MANICURIST PRACTICAL	351	39	390	90.00%
ESTHETICIAN WRITTEN	1,310	1,072	2,382	55.00%	ESTHETICIAN WRITTEN	490	374	864	56.71%
ESTHETICIAN PRACTICAL	1,188	25	1,213	97.94%	ESTHETICIAN PRACTICAL	476	3	479	99.37%
MANI/ESTH WRITTEN	17	19	36	47.22%	MANI/ESTH WRITTEN	3	5	8	37.50%
MANI/ESTH PRACTICAL	14	0	14	100.00%	MANI/ESTH PRACTICAL	4	0	4	100.00%
EYE LASH WRITTEN	298	170	468	63.68%	EYE LASH WRITTEN	116	64	180	64.44%
EYE LASH PRACTICAL	232	9	241	96.27%	EYE LASH PRACTICAL	107	8	115	93.04%
HAIR WEAVING WRITTEN	1	1	2	50.00%	HAIR WEAVING WRITTEN	0	0	0	0.00%
HAIR WEAVING PRACTICAL	0	1	1	0.00%	HAIR WEAVING PRACTICAL	0	0	0	0.00%
WIG WRITTEN	0	0	0	0.00%	WIG WRITTEN	0	0	0	0.00%
WIG PRACTICAL	0	0	0	0.00%	WIG PRACTICAL	0	0	0	0.00%
INSTRUCTOR WRITTEN	12	31	43	27.91%	INSTRUCTOR WRITTEN	6	5	11	54.55%
INSTRUCTOR PRACTICAL	20	0	20	100.00%	INSTRUCTOR PRACTICAL	2	0	2	100.00%
TOTAL	10,826	5,630	16,456	65.79%	TOTAL	3,617	1,649	5,266	68.69%

Cosmetology Continuing Education Statistics

(As of June 30, 2022)

FY2022	SEP	OCT	NOV	Q1	DEC	JAN	FEB	Q2	MAR	APR	MAY	Q3	JUN	JUL	AUG	Q4	TOT
TOTAL NEW COURSE APPROVALS ISSUED	2	12	4	18	11	13	10	34	22	23	30	75	28	-	-	28	155
TOTAL COURSE COUNT (END OF MONTH)	261	264	248	248	253	245	236	236	235	232	237	237	254	-	-	254	254
FY2021	SEP	OCT	NOV	Q1	DEC	JAN	FEB	Q2	MAR	APR	MAY	Q3	JUN	JUL	AUG	Q4	TOT
TOTAL NEW COURSE APPROVALS ISSUED	23	10	18	51	7	20	18	45	36	26	23	85	12	31	39	82	263
TOTAL COURSE COUNT (END OF MONTH)	208	202	216	216	207	213	209	209	213	219	235	235	229	250	262	262	262

Updates

- Merging of Barber and Cosmetology Programs Legislative Update

REGULATORY PROGRAM MANAGEMENT

Staff Report for the Barbering and Cosmetology Advisory Board August 19, 2022

Current Projects

- Supporting program consolidation efforts required by House Bill 1560.
- Reviewing and providing input on consolidation of barbering and cosmetology rules.
- Facilitated Health and Safety Workgroup meeting on April 11. Discussed consolidation of health and safety standards and equipment requirements for establishments.
- Reviewing other state and jurisdiction licensing and examination requirements to update substantial equivalency determinations.
- Assisting Licensing Division with transcript and foreign credential evaluations for out-of-state and out-of-country applicants seeking licensure in Texas.
- Participating in preparation and presentation development for upcoming summits.
- Working with Field Inspections and Enforcement on project to deter unlicensed practice.
- Drafting, reviewing, and updating internal standard operating procedures.
- Staff members continue to assist Enforcement, Field Inspections, Licensing, Education and Examination, and Customer Service with questions that arise during investigations and inspections, as well as addressing daily inquiries received from licensees and customers.

Outreach

- Shawn O'Neal participated in Strategic Planning Session in Houston on April 13, 2022.
- Staff members attended the Texas Industrial Vocational Association (TIVA) Conference in Houston July 25-28, 2022.
- Upcoming:
 - National Interstate Council of State Boards of Cosmetology (NIC) Conference in San Antonio, September 30-October 3, 2022
 - Image Expo in Houston on October 23-24, 2022
- If you have any upcoming conferences, meetings, or professional association gatherings (virtually or in person), that you would like for us to attend, please contact Angela Sanders or Shawn O'Neal.

FIELD INSPECTIONS DIVISION

Staff Report for the Barbering and Cosmetology Advisory Board August 19, 2022

Personnel Updates

North Region Manager Ron Gericke separated from the agency effective March 15, 2022, to enjoy retirement. We wish him luck and thank him for his many years of service to the people of Texas!

Since February, several inspectors have been trained and released to inspect BAC schools. Congratulations Ginette Devastey, Duc Nguyen, Karen Kilpatrick, Lindsey Ren, and Albert Alvarado!

Statistics

BAC School Inspections

The statistics below compare division performance for FY 2022 year-to-date with performance for the same time during FY 2021.

Schools	Barbering Schools		Cosmetology Schools		BAC School Totals	
	FY 2021	FY 2022	FY 2021	FY 2022	FY 2021	FY 2022
Sept	40	19	112	75	152	94
Oct	30	29	97	106	127	135
Nov	12	21	50	64	62	85
Q1	82	69	259	245	341	314
Dec	12	25	34	59	46	84
Jan	11	30	40	56	51	86
Feb	18	31	66	78	84	109
Q2	41	86	140	193	181	279
Mar	40	38	105	95	145	133
Apr	37	28	127	71	164	99
May	30	33	86	116	116	149
Q3	107	99	318	282	425	381
Jun						
Jul						
Aug						
Q4						
Year to Date/Year End	230	254	717	720	947	974

BAC Establishment Inspections

The statistics below compare division performance for FY 2022 year-to-date with performance for the same time during FY 2021.

Establishments	Cosmetology Salons		Barber Shops		Dual Establishments		All Mini-Salons		BAC Totals	
	FY 2021	FY 2022	FY 2021	FY 2022	FY 2021	FY 2022	FY 2021	FY 2022	FY 2021	FY 2022
Sept	1,063	866	110	98	217	151	38	162	1,428	1,277
Oct	835	655	100	62	145	105	162	246	1,242	1,068
Nov	567	414	56	47	95	100	85	557	803	1,118
Q1	2,465	1,935	266	207	457	356	285	965	3,473	3,463
Dec	538	469	59	51	126	111	195	95	918	726
Jan	687	622	83	72	144	124	504	448	1,418	1,266
Feb	555	576	78	52	120	122	407	253	1,160	1,003
Q2	1,780	1,667	220	175	390	357	1,106	796	3,496	2,995
Mar	1,143	768	129	82	209	144	562	1,322	2,043	2,316
Apr	941	636	121	77	164	148	673	2,449	1,899	3,310
May	834	663	87	90	151	193	438	3,003	1,510	3,949
Q3	2,918	2,067	337	249	524	485	1,673	6,774	5,452	9,575
Jun										
Jul										
Aug										
Q4										
Year to Date/Year End	7,163	5,669	823	631	1,371	1,198	3,064	8,535	12,421	16,033

Current Projects

- In November 2021, Field Inspections began development of a risk-based inspection process for the Barbering and Cosmetology program in accordance with TDLR's Sunset review and legislation passed during the 87th Regular Legislative Session. The Field Inspections Division will begin conducting risk-based inspections in the Barbering and Cosmetology program on September 1, 2022.
- Beginning July 25, 2022, Field Inspections is implementing a new system that our inspectors will use to track their inspections electronically instead of using paper forms. This new method, which we're calling "eInspections," will allow us to better serve you, increase our efficiency, and standardize the data we collect for each inspection.