

LICENSING DIVISION

Staff Report for the Barbering and Cosmetology Advisory Board October 31, 2022

Personnel Updates

- The Licensing Division recently underwent a reorganization to create opportunities for a career ladder for staff.
- There are currently 17 vacancies in the Licensing Division.
- This team has 3 vacant license & permit specialist positions. This is equivalent to about 1,400+ applications that are unable to be processed each month.

Statistics

**Barbering and Cosmetology Advisory Board
Licensing Division Statistics
Sept 1, 2022-Sept 30, 2022
October 31, 2022**

Licensed Practitioners	Licenses Issued				Populations	
	New Licenses Issued	% New Licenses Issued Online	Renewal Licenses Issued	% Renewed Online	FY 2023 TOTAL POPULATION	FY 2022 TOTAL POPULATION
Class A Barber Licensees	171	N/A	686	92.6%	21,704	21,565
Cosmetology Operator	707	91.1%	6,298	96.3%	160,464	159,889
All Specialty Licenses	927	N/A	3,328	N/A	96,508	95,785
All Instructors	10	N/A	8	97.9%	6,798	6,969
All Student Permits	7,955	93.0%	not renewable		40,043	36,292
Overall Practitioners	9,770	92.6%	10,320	96.7%	325,517	320,500

Licensed Establishments & Schools	Licenses Issued				Populations	
	New Licenses Issued	% New Licenses Issued Online	Renewal Licenses Issued	% Renewed Online	FY 2023 TOTAL POPULATION	FY 2022 TOTAL POPULATION
Barber Establishments & Cosmetology Establishments	330	N/A	967	N/A	28,416	28,391
Specialty Establishments	506	N/A	823	N/A	26,382	26,238
All Schools*	14	N/A	64	N/A	983	972
Overall Establishments & Schools	330	85.7%	967	84.6%	55,781	55,601

*Schools approved by Education & Examination Division

	FY 2023 TOTAL POPULATION	FY 2022 TOTAL POPULATION
TOTAL PRACTITIONERS	325,517	320,500
TOTAL ESTABLISHMENTS & SCHOOLS	55,781	55,601
TOTAL INDUSTRY POPULATION	381,298	376,101

Current Projects

Public Outreach

- Agency staff attended the 2022 National Interstate Council of State Boards of Cosmetology (NIC) Conference in San Antonio 09/30-10/03. Dede McEachern, Licensing Director and Yvonne Lopez, Licensing Manager represented the Licensing Division. Staff gained additional knowledge and information on cosmetology and barbering topics including:
 - Safe practices and use of disinfectants
 - Remote testing
 - Regulations to enhance public protection
 - Resources offered to Barbering and Cosmetology professionals and businesses by the Professional Beauty Association, American Association of Cosmetology Schools and the NIC
 - Combined [Barber and Cosmetology] Boards

Agency staff had an opportunity to network with barbering and cosmetology professionals from other states, members of the NIC and 21 other out of state boards.

Instructor Conversion

- The instructor conversion began 09/01/2022. When a license holder attempts to renew their instructor license, they will be issued a comparable license.
- If a previously licensed instructor is moving to a jurisdiction that has the instructor license, a certification letter and transcript may be requested by completing and mailing in the Request for Certification Letter and Transcript form.

Merge of Barbering & Cosmetology

- Agency staff began discussing and working on the required changes to our systems and applications to prepare for the consolidation of the two programs.
- Agency staff are preparing to travel to McAllen, Dallas and Houston to conduct summits to provide information concerning the upcoming changes to the Barbering and Cosmetology laws and rules.

Monitoring Work Volumes

- We continue to monitor the volume of working coming in to determine when/if agency resources need to be temporarily reallocated to assist Licensing staff. This team currently has 2 staff, outside of this team, helping process renewal applications. Their assistance allows staff to process applications requiring specialized expertise.
- The average processing time is estimated at 30-days.
- For Fiscal Year 2023 (Sept 2022) this team has received 2,812 mail-in applications. This number does not include online applications and renewals for other license types.

Mail In Applications Received

Months	FY 2022	FY 2023	% Change
Sept	3,536	2,818	-20.31%
	3,536	2,818	-20.31%

- Customer service staff continues to assist this team with record updates, such as name, address & contact information changes. We receive an estimated 50-125 requests to update information, each week. Their assistance allows this team to focus on answering emails requiring specialized expertise.

Address and contact information changes can be done online. Requested changes should be confirmed online, prior to renewing, to avoid delays.

Email Contacts
Hair ETC Team

Months	FY 2022	FY 2023	% Change
Sept	2,759	2,534	-8.16%
Totals	2,759	2,534	-8.16%

Internal & External email contacts (includes some emails forwarded from Customer Service)

Customer Service Division

Staff Report for the Barbering and Cosmetology Advisory Board

October 31, 2022

Personnel Update

The Customer Service Division has recently concluded hiring for five roles, including a new Manager, a Quality Training and Performance Analyst (QTPA), an Executive Assistant, four Embedded Service Representatives (ESRs), and six Customer Service Representatives (CSRs).

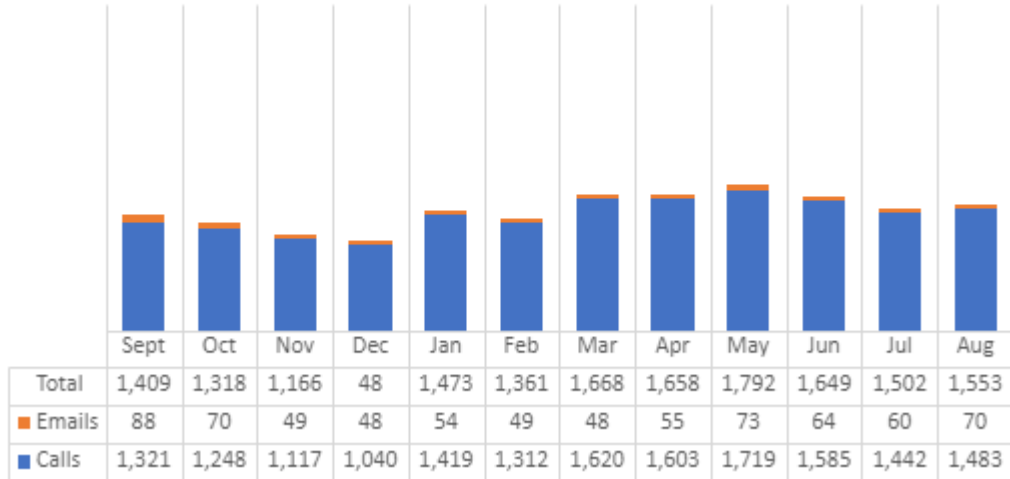
Our new Manager is Mayra Rodriguez who has worked in the Customer Service Division as a Quality Training and Performance Analyst, a Team Lead, an Embedded Service Representative, and a Customer Service Representative. With a commitment to data driven organization, Ms. Rodriguez has been a part of multiple successful projects in Customer Service including creating new reports to displays division performance and implementing a new call routing method to specialized teams for certain programs.

Roxanne Olivarez is our new Quality Training and Performance Analyst (QTPA). She will join two other QTPAs in creating and producing reports for our division. She will also develop and deliver onboard training for our CSRs and will assist with special projects and day to day technical troubleshooting at the call center. Ms. Olivarez has previously done exceptional work as a Team Lead and as an ESR for the Customer Service Division at TDLR. She has set a high standard for collaboration, teamwork, and project coordination and implementation for her team. Ms. Olivarez first joined TDLR as a CSR in December of 2016.

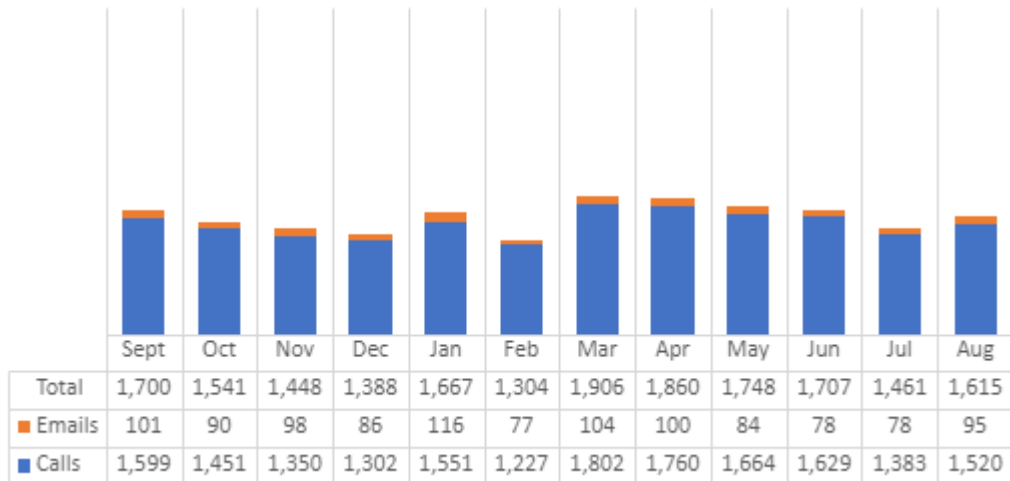
Our division also welcomes our new Executive Assistant (which is a new role for our division), former ESR and CSR Patricia Martinez-Castelan, five Embedded Service Representatives (all former CSRs at TDLR), and 10 CSRs.

Statistics

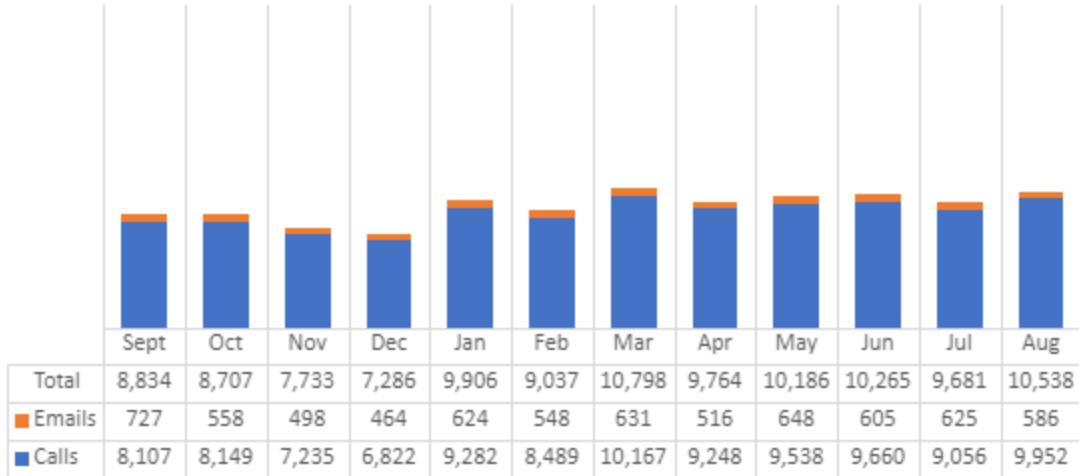
BARBERS CUSTOMER SERVICE CONTACTS FISCAL YEAR 2022



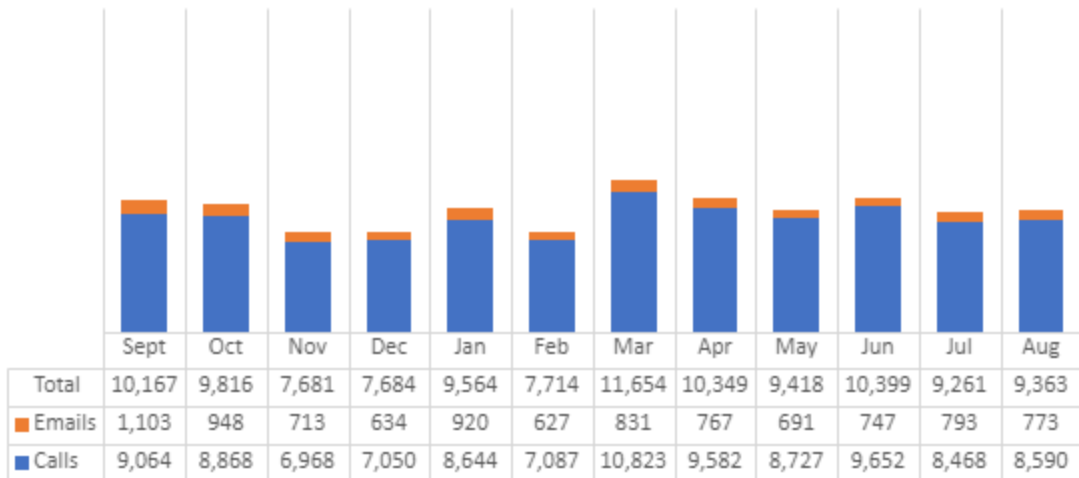
BARBERS CUSTOMER SERVICE CONTACTS FISCAL YEAR 2021



**COSMETOLOGY
CUSTOMER SERVICE CONTACTS
FISCAL YEAR 2022**



**COSMETOLOGY
CUSTOMER SERVICE CONTACTS
FISCAL YEAR 2021**



Enforcement Division

Staff Report for the Barbering and Cosmetology Advisory Board October 31, 2022

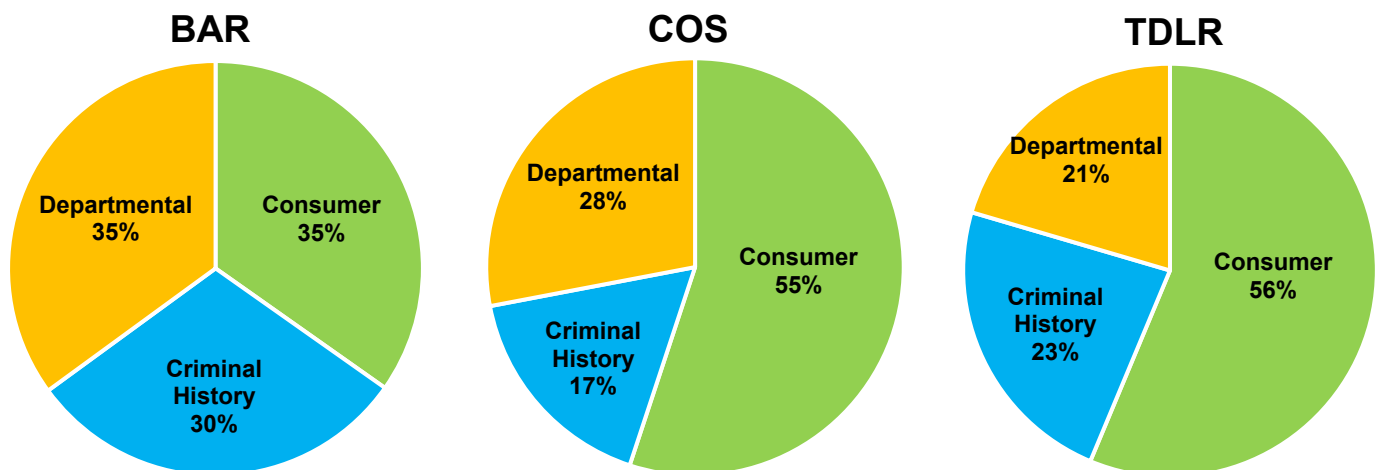
Statistics Fiscal Year 2022:

Shown below are the Complaints Received, Enforcement Performance Measures and Key Statistics for the Barbering (BAR) and the Cosmetology (COS) programs and for all TDLR programs combined for **Fiscal Year 2022**:

Complaints Received Break Down	BAR	COS	TDLR
Consumer	715	3,042	14,098
Criminal History	1,914	6,012	48,488
Departmental	287	584	2,368
Total Complaints Received	2,916	9,638	64,954

Key Statistic	BAR	COS	TDLR
Cases opened	765	2,197	11,663
Cases closed	668	1,899	11,754
Average time to close (days)	147.34	172.23	215.79
% of cases resolved within 6 months	69.16%	63.47%	57.64%
% of cases resulting in disciplinary action	11.68%	15.32%	10.81%
Cases pending at end of Fiscal Year 2022	383	1,299	6,540

Source of cases opened for Fiscal Year 2022



Case Outcomes	BAR	COS	TDLR
Commission Orders	1	2	27
Default Orders	35	75	384
Agreed Orders	32	202	749
Penalties Assessed	\$177,150.00	\$452,410.00	\$2,588,310.00
Penalties Collected	\$47,516.00	\$288,960.00	\$1,322,419.50
Licenses Revoked (Disciplinary)	2	4	50
Licenses Suspended	0	0	4
Licenses Denied/Revoked (Criminal History)	14	22	182
Cease & Desist Orders	1	1	17
Informally Resolved	588	1,601	10,486

Top 10 BAR Alleged Violations at Opening for Fiscal Year 2022

Alleged Violation:	Count
Criminal history	231
No barber license	154
No barber shop license	110
Unlicensed operator works in shop	70
Shop employing unlicensed operator	63
Implements not properly cleaned	28
Failed to withdraw student within 10-days	26
School improperly credited hours	23
Shop license expired	18
Accounting wrong hours to students	17

Top 10 BAR Violations Resulting in Disciplinary Action for Fiscal Year 2022

Violation:	Count
Shop employing unlicensed operator	25
No barber license	20
Criminal history	14
No barber shop license	9
No disinfectant or diluted or soiled	6
Failed to comply with an order	6
Implements not properly cleaned	5
Accounting wrong hours to students	5
Improperly cleaned floor	4
Failed to cooperate with the Department	4

Top COS Alleged Violations at Opening for Fiscal Year 2022

Alleged Violation:	Count
Failed to clean and sanitize	477
No school or salon license	462
No operator's license	411
Criminal history	373
Employed or leased to unlicensed person	166
Expired school or salon license	64
Engaged in gross malpractice	53
Implements not sterilized or sanitized before use	48
Implements not sterilized or sanitized after use	44
School improperly credited hours	41
Failed to withdraw student in 10-days	41

Top 10 COS Violations Resulting in Disciplinary Action for Fiscal Year 2022

Violation:	Count
Failed to clean and sanitize	88
Logs are wrong or incomplete	61
Implements not sterilized or sanitized after use	41
No school or salon license	37
No operator's license	30
Implements not sterilized or sanitized before use	27
Employed or leased to unlicensed person	27
Criminal history	21
No foot spa Records	12
Failed to clean or disinfect wax pots	12

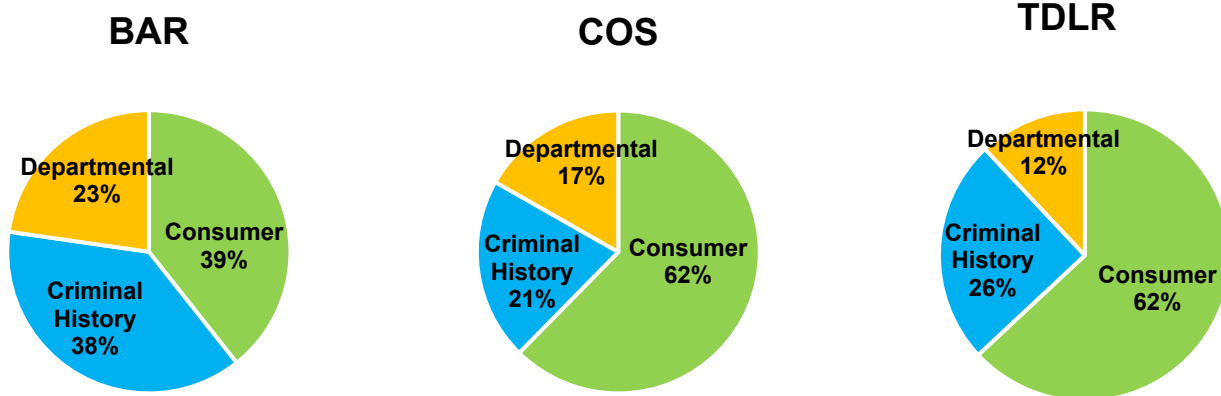
Statistics Fiscal Year 2021:

Shown below are the Complaints Received, Enforcement Performance Measures and Key Statistics for the Barbering (BAR) and the Cosmetology (COS) programs and for all TDLR programs combined for **Fiscal Year 2021:**

Complaints Received Break Down	BAR	COS	TDLR
Consumer	703	3,034	12,463
Criminal History	774	1,664	18,896
Departmental	158	402	1,296
Total Complaints Received	1,635	5,100	32,655

Key Statistic	BAR	COS	TDLR
Cases opened	638	1,998	10,121
Cases closed	654	1,908	9,335
Average time to close (days)	152.33	155.79	209.86
% of cases resolved within 6 months	67.89%	67.19%	60.00%
% of cases resulting in disciplinary action	22.02%	18.50%	13.41%
Cases pending at end of FY2021	286	999	6,627

Source of cases opened for Fiscal Year 2021



Case Outcomes	BAR	COS	TDLR
Commission Orders	2	2	44
Default Orders	72	101	455
Agreed Orders	52	226	711
Penalties Assessed	\$228,800.00	\$445,001.00	\$2,570,716.00
Penalties Collected	\$62,780.00	\$281,056.00	\$1,140,068.95
Licenses Revoked (Disciplinary)	7	16	103
Licenses Suspended	0	2	8
Licenses Denied/Revoked (Criminal History)	30	41	240
Cease & Desist Orders	3	4	19
Informally Resolved	505	1,548	7,976

Top 10 BAR Alleged Violations at Opening for Fiscal Year 2021

Alleged Violation:	Count
Criminal history	238
No barber license	113
No barber shop license	78
Shop employing unlicensed operator	60
Unlicensed operator works in shop	26
Implements not properly cleaned	17
Accounting wrong hours to students	16
Advertised as barber when not	15
Shop license expired	14
Salon or school not clean or good repair	13

Top 10 BAR Violations Resulting in Disciplinary Action for Fiscal Year 2021

Violation:	Count
No barber license	49
Shop employed unlicensed operator	35
Criminal history	27
No barber shop license	16
Failed to cooperate with department	12
Failed to comply with an order	10
No disinfectant or diluted or soiled	7
Implements not properly cleaned	4
Salon or school not clean or in good repair	3
Did not have suitable plumbing	3

Top COS Alleged Violations at Opening for Fiscal Year 2021

Alleged Violation:	Count
Criminal history	402
Failed to clean and sanitize	400
No operator's license	352
No school or salon license	341
Employed or leased to unlicensed person	135
Violation of disaster ordinance or order	56
Implements not sterilize or sanitize before use	54
Expired school or salon license	48
Engaged in gross malpractice	42
Implements not sterilize or sanitize after use	27
Accounting wrong hours to students	27
Unlicensed instructors	27

Top 10 COS Violations Resulting in Disciplinary Action for Fiscal Year 2021

Violation:	Count
Failed to clean and sanitize	102
No operator's license	54
Logs are wrong or incomplete	42
Employed or leased to unlicensed person	41
Criminal history	40
Implements not sterilized or sanitized after use	35
No school or salon license	33
Failed to clean or disinfect wax pots	21
Failed to dispose single use equipment	20
No foot spa records	17

Case Highlights:

- **Mai T. Nguyen d/b/a Brodie Nails**
(COS20220000853) | Agreed Order issued July 7, 2022

On July 7, 2022, an Agreed Order was signed that finalized the settlement agreement between the Department and **Brodie Nails**. As part of this negotiated settlement the shop owner, Mai T. Nguyen, accepted liability for failing to sanitize metal implements, failing to maintain whirlpool foot spa records, failing to properly clean and disinfect whirlpool foot spas, failing to clean and disinfect wax pot and failing to clean and disinfect metal multiuse tools. The Order imposed a penalty of \$7,500.00. To date he is in compliance with his payment plan.

- **Daunte Crawford d/b/a A Exclusive Barber Shop**
(BAR20210009832) | Agreed Order issued July 21, 2022

On July 21, 2022, an Agreed Order was signed that finalized the settlement agreement between the Department and Duante Crawford. As part of this negotiated settlement, Mr. Crawford accepted liability for hiring unlicensed operators to perform barbering services. The Order imposed a penalty of \$1,125.00. To date he is in compliance with his payment plan.

- **Reginald Johnson d/b/a RJ Hair Tech Barber Shop**
(BAR20210013558) | Default Order signed July 21, 2022

On July 21, 2022, the Executive Director granted the Department's Motion for Default against Mr. Johnson. He was assessed a penalty of \$8,000 for offering or performing barbering without a license, operating a barbershop without a license, and failing to pay a previous order from the Department in the Matter of Reginald Johnson d/b/a RJ's Hair Tec, in case numbers COS20150009760 and BAR20150009851. To date he has not complied with this order.

- **Hawaiian Nail Bar LLC d/b/a Hawaiian Nail Bar**
(COS20210009394) | Default Order signed July 28, 2022

On July 28, 2022, the Executive Director granted the Department's Motion for Default against Hawaiian Nail Bar LLC. They were assessed a penalty of \$2,800 for failing to perform end of day cleaning and disinfecting on its 32 whirlpool foot spas, failing to perform bi-weekly cleaning and disinfecting on its 32 whirlpool foot spas, and failing to make and maintain cleaning records for its 32 whirlpool foot spas. To date the LLC has not complied with this order.

- **Smith, Kailee**
(COS20220014394) | Revoked by Operation of Law on January 4, 2021

On January 16, 2015, Ms. Smith was originally issued a Cosmetology Operator License. On May 28, 2022, Ms. Smith applied to renew her Cosmetology Operator License. However, in September 2021, Ms. Smith was imprisoned as a result of his conviction for the felony offense of Burglary of a Habitat. A provision in the Occupations Code automatically revokes an occupational license when the licensee is imprisoned for a felony, as Ms. Smith was. However, the Respondent was notified that once she was out of prison she can apply for a new license.

Education and Examination Division

Staff Report for Barbering and Cosmetology-October 31, 2022

Statistics

Barber Curriculum Statistics

(As of September 30, 2022)

2023	SEP	OCT	NOV	Q1	DEC	JAN	FEB	Q2	MAR	APR	MAY	Q3	JUN	JUL	AUG	Q4	TOT
Total New Curriculum Approvals Issued	2	-	-	2	-	-	-	-	-	-	-	-	-	-	-	-	2
2022	SEP	OCT	NOV	Q1	DEC	JAN	FEB	Q2	MAR	APR	MAY	Q3	JUN	JUL	AUG	Q4	TOT
Total New Curriculum Approvals Issued	7	4	11	22	13	12	11	36	12	18	12	42	13	15	8	36	136

Cosmetology Curriculum Statistics

(As of September 30, 2022)

2023	SEP	OCT	NOV	Q1	DEC	JAN	FEB	Q2	MAR	APR	MAY	Q3	JUN	JUL	AUG	Q4	TOT
Total New Curriculum Approvals Issued	9	-	-	9	-	-	-	-	-	-	-	-	-	-	-	-	9
2022	SEP	OCT	NOV	Q1	DEC	JAN	FEB	Q2	MAR	APR	MAY	Q3	JUN	JUL	AUG	Q4	TOT
Total New Curriculum Approvals Issued	21	23	17	61	29	24	28	81	37	42	18	97	21	13	15	49	288

Barber Examination Statistics by License Type
(As of September 30, 2022)

SEPT – OCT – NOV					DEC – JAN - FEB				
1 ST QUARTER					2 ND QUARTER				
LICENSE TYPE	PASS	FAIL	TOTAL	RATE	LICENSE TYPE	PASS	FAIL	TOTAL	RATE
CLASS A WRITTEN	197	284	481	40.96%	CLASS A WRITTEN	-	-	-	-
CLASS A PRACTICAL	208	16	224	92.86%	CLASS A PRACTICAL	-	-	-	-
MANICURIST WRITTEN	1	0	1	100.00%	MANICURIST WRITTEN	-	-	-	-
MANICURIST PRACTICAL	0	0	0	0.00%	MANICURIST PRACTICAL	-	-	-	-
TECHNICIAN WRITTEN	0	0	0	0.00%	TECHNICIAN WRITTEN	-	-	-	-
TECHNICIAN PRACTICAL	0	0	0	0.00%	TECHNICIAN PRACTICAL	-	-	-	-
HAIRWEAVING WRITTEN	0	3	3	0.00%	HAIRWEAVING WRITTEN	-	-	-	-
HAIRWEAVING PRACTICAL	0	0	0	0.00%	HAIRWEAVING PRACTICAL	-	-	-	-
TECH/MANI WRITTEN	0	0	0	0.00%	TECH/MANI WRITTEN	-	-	-	-
TECH/MANI PRACTICAL	0	0	0	0.00%	TECH/MANI PRACTICAL	-	-	-	-
TECH/HAIRWEAVING WRITTEN	0	0	0	0.00%	TECH/HAIRWEAVING WRITTEN	-	-	-	-
TECH/HAIRWEAVING PRACTICAL	0	0	0	0.00%	TECH/HAIRWEAVING PRACTICAL	-	-	-	-
INSTRUCTOR WRITTEN	0	0	0	0.00%	INSTRUCTOR WRITTEN	-	-	-	-
INSTRUCTOR PRACTICAL	0	0	0	0.00%	INSTRUCTOR PRACTICAL	-	-	-	-
TOTAL	406	303	709	57.26%	TOTAL	-	-	-	-
MAR – APR – MAY					JUN – JUL – AUG				
3 RD QUARTER					4 TH QUARTER				
LICENSE TYPE	PASS	FAIL	TOTAL	RATE	LICENSE TYPE	PASS	FAIL	TOTAL	RATE
CLASS A WRITTEN	-	-	-	-	CLASS A WRITTEN	-	-	-	-
CLASS A PRACTICAL	-	-	-	-	CLASS A PRACTICAL	-	-	-	-
MANICURIST WRITTEN	-	-	-	-	MANICURIST WRITTEN	-	-	-	-
MANICURIST PRACTICAL	-	-	-	-	MANICURIST PRACTICAL	-	-	-	-
TECHNICIAN WRITTEN	-	-	-	-	TECHNICIAN WRITTEN	-	-	-	-
TECHNICIAN PRACTICAL	-	-	-	-	TECHNICIAN PRACTICAL	-	-	-	-
HAIRWEAVING WRITTEN	-	-	-	-	HAIRWEAVING WRITTEN	-	-	-	-
HAIRWEAVING PRACTICAL	-	-	-	-	HAIRWEAVING PRACTICAL	-	-	-	-
TECH/MANI WRITTEN	-	-	-	-	TECH/MANI WRITTEN	-	-	-	-
TECH/MANI PRACTICAL	-	-	-	-	TECH/MANI PRACTICAL	-	-	-	-
TECH/HAIRWEAVING WRITTEN	-	-	-	-	TECH/HAIRWEAVING WRITTEN	-	-	-	-
TECH/HAIRWEAVING PRACTICAL	-	-	-	-	TECH/HAIRWEAVING PRACTICAL	-	-	-	-
INSTRUCTOR WRITTEN	-	-	-	-	INSTRUCTOR WRITTEN	-	-	-	-
INSTRUCTOR PRACTICAL	-	-	-	-	INSTRUCTOR PRACTICAL	-	-	-	-
TOTAL	-	-	-	-	TOTAL	-	-	-	-

Cosmetology Examination Statistics by License Type
(As of September 30, 2022)

SEPT – OCT – NOV					DEC – JAN – FEB				
1 ST QUARTER					2 ND QUARTER				
LICENSE TYPE	PASS	FAIL	TOTAL	RATE	LICENSE TYPE	PASS	FAIL	TOTAL	RATE
OPERATOR WRITTEN	595	584	1,179	50.47%	OPERATOR WRITTEN	-	-	-	-
OPERATOR PRACTICAL	672	80	752	89.36%	OPERATOR PRACTICAL	-	-	-	-
MANICURIST WRITTEN	341	276	617	55.27%	MANICURIST WRITTEN	-	-	-	-
MANICURIST PRACTICAL	316	34	350	90.29%	MANICURIST PRACTICAL	-	-	-	-
ESTHETICIAN WRITTEN	431	346	777	55.47%	ESTHETICIAN WRITTEN	-	-	-	-
ESTHETICIAN PRACTICAL	488	3	491	99.39%	ESTHETICIAN PRACTICAL	-	-	-	-
MANI/ESTH WRITTEN	0	5	5	0.00%	MANI/ESTH WRITTEN	-	-	-	-
MANI/ESTH PRACTICAL	4	0	0	0.00%	MANI/ESTH PRACTICAL	-	-	-	-
EYE LASH WRITTEN	102	58	160	63.75%	EYE LASH WRITTEN	-	-	-	-
EYE LASH PRACTICAL	93	1	94	98.94%	EYE LASH PRACTICAL	-	-	-	-
HAIR WEAVING WRITTEN	1	1	2	50.00%	HAIR WEAVING WRITTEN	-	-	-	-
HAIR WEAVING PRACTICAL	2	0	0	0.00%	HAIR WEAVING PRACTICAL	-	-	-	-
WIG WRITTEN	0	0	0	0.00%	WIG WRITTEN	-	-	-	-
WIG PRACTICAL	0	0	0	0.00%	WIG PRACTICAL	-	-	-	-
INSTRUCTOR WRITTEN	0	0	0	0.00%	0	-	-	-	-
INSTRUCTOR PRACTICAL	0	0	0	0.00%	0	-	-	-	-
TOTAL	3,045	1,388	4,427	68.78%	TOTAL	-	-	-	-
MAR-APR-MAY					JUN-JUL-AUG				
3 RD QUARTER					4 TH QUARTER				
LICENSE TYPE	PASS	FAIL	TOTAL	RATE	LICENSE TYPE	PASS	FAIL	TOTAL	RATE
OPERATOR WRITTEN	-	-	-	-	OPERATOR WRITTEN	-	-	-	-
OPERATOR PRACTICAL	-	-	-	-	OPERATOR PRACTICAL	-	-	-	-
MANICURIST WRITTEN	-	-	-	-	MANICURIST WRITTEN	-	-	-	-
MANICURIST PRACTICAL	-	-	-	-	MANICURIST PRACTICAL	-	-	-	-
ESTHETICIAN WRITTEN	-	-	-	-	ESTHETICIAN WRITTEN	-	-	-	-
ESTHETICIAN PRACTICAL	-	-	-	-	ESTHETICIAN PRACTICAL	-	-	-	-
MANI/ESTH WRITTEN	-	-	-	-	MANI/ESTH WRITTEN	-	-	-	-
MANI/ESTH PRACTICAL	-	-	-	-	MANI/ESTH PRACTICAL	-	-	-	-
EYE LASH WRITTEN	-	-	-	-	EYE LASH WRITTEN	-	-	-	-
EYE LASH PRACTICAL	-	-	-	-	EYE LASH PRACTICAL	-	-	-	-
HAIR WEAVING WRITTEN	-	-	-	-	HAIR WEAVING WRITTEN	-	-	-	-
HAIR WEAVING PRACTICAL	-	-	-	-	HAIR WEAVING PRACTICAL	-	-	-	-
WIG WRITTEN	-	-	-	-	WIG WRITTEN	-	-	-	-
WIG PRACTICAL	-	-	-	-	WIG PRACTICAL	-	-	-	-
INSTRUCTOR WRITTEN	-	-	-	-	INSTRUCTOR WRITTEN	-	-	-	-
INSTRUCTOR PRACTICAL	-	-	-	-	INSTRUCTOR PRACTICAL	-	-	-	-
TOTAL	-	-	-	-	TOTAL	-	-	-	-

Cosmetology Continuing Education Statistics

(As of September 30, 2022)

FY2023	SEP	OCT	NOV	Q1	DEC	JAN	FEB	Q2	MAR	APR	MAY	Q3	JUN	JUL	AUG	Q4	TOT
TOTAL NEW COURSE APPROVALS ISSUED	17	-	-	17	-	-	-	-	-	-	-	-	-	-	-	-	17
TOTAL COURSE COUNT (END OF MONTH)	251	-	-	251	-	-	-	-	-	-	-	-	-	-	-	-	251
FY2022	SEP	OCT	NOV	Q1	DEC	JAN	FEB	Q2	MAR	APR	MAY	Q3	JUN	JUL	AUG	Q4	TOT
TOTAL NEW COURSE APPROVALS ISSUED	2	12	4	18	11	13	10	34	22	23	30	75	28	13	19	60	187
TOTAL COURSE COUNT (END OF MONTH)	261	264	248	248	253	245	236	236	235	232	237	237	254	244	234	234	234

Exam Updates

- The Exam Team met with the Cosmetology Operator Exam Review Committee in June to review and augment the item pool. The group also begin the re-referencing of exam items to the new Milady textbook. The Cosmetology Operator exam will be referenced to the new textbook effective September 1,2023.
- We met with the Class A Barber Exam Review Committee earlier this month to review and augment the item pool.
- Additional language offerings for exams reminder

Summit Updates

- Rio Grande Valley
- Upcoming dates and locations

REGULATORY PROGRAM MANAGEMENT

Staff Report for the Barbering and Cosmetology Advisory Board October 31, 2022

Current Projects

- Supporting program consolidation efforts required by House Bill 1560.
- Reviewing and providing input on consolidation of barbering and cosmetology rules.
- Planning and preparation for Barbering and Cosmetology Informational Summits.
- Participating in revising field inspections forms and licensing applications in preparation for the combining of the programs.
- Drafting, reviewing, and updating internal standard operating procedures.
- Staff members continue to assist other divisions with questions that arise during investigations and inspections, as well as addressing daily inquiries received from licensees and customers regarding scope of practice, jurisdiction, substantial licensure equivalency, examination, and foreign credential reviews.

Outreach

- National Interstate Council of State Boards of Cosmetology (NIC) Conference in San Antonio, September 30-October 3, 2022.
- Image Expo in Houston, October 23-24, 2022.
- Barber & Cosmetology Informational Summits.
- If you have any upcoming conferences, meetings, or professional association gatherings (virtually or in person), that you would like for us to attend, please contact Angela Sanders or Shawn O'Neal.

FIELD INSPECTIONS DIVISION

Staff Report for the Barbering and Cosmetology Advisory Board October 31, 2022

Personnel Update

On September 20, 2022, North Region Inspector Chris Berry separated from the agency. On September 30, 2022, East Region Inspector Donnis “DK” Estelle separated from the agency to enjoy retirement. With DK’s departure, the East Region’s band (The Eastside Band) is currently seeking a new harmonica player. We wish Chris and DK luck and thank them for their many years of service to the people of Texas!

On October 15, Lance Caroland was promoted from North Region Senior Inspector to North Region Manager. Congratulations, Lance!

Statistics

BAC School Inspections

The statistics below compare division performance for FY 2022 with performance for FY 2021.

Schools	Barbering Schools		Cosmetology Schools		BAC School Totals	
	FY 2021	FY 2022	FY 2021	FY 2022	FY 2021	FY 2022
Sept	40	19	112	75	152	94
Oct	30	29	97	106	127	135
Nov	12	21	50	64	62	85
Q1	82	69	259	245	341	314
Dec	12	25	34	59	46	84
Jan	11	30	40	56	51	86
Feb	18	31	66	78	84	109
Q2	41	86	140	193	181	279
Mar	40	38	105	95	145	133
Apr	37	28	127	71	164	99
May	30	33	86	116	116	149
Q3	107	99	318	282	425	381
Jun	40	44	52	73	92	117
Jul	26	19	27	35	53	54
Aug	15	32	56	82	71	114
Q4	81	95	135	190	216	285
Year to Date/Year End	311	349	852	910	1,163	1,259

BAC Establishment Inspections

The statistics below compare division performance for FY 2022 year-to-date with performance for the same time during FY 2021.

Establishments	Cosmetology Salons		Barber Shops		Dual Establishments		All Mini-Salons		BAC Totals	
	FY 2021	FY 2022	FY 2021	FY 2022	FY 2021	FY 2022	FY 2021	FY 2022	FY 2021	FY 2022
Sept	1,063	866	110	98	217	151	38	162	1,428	1,277
Oct	835	655	100	62	145	105	162	246	1,242	1,068
Nov	567	414	56	47	95	100	85	557	803	1,118
Q1	2,465	1,935	266	207	457	356	285	965	3,473	3,463
Dec	538	469	59	51	126	111	195	95	918	726
Jan	687	622	83	72	144	124	504	448	1,418	1,266
Feb	555	576	78	52	120	122	407	253	1,160	1,003
Q2	1,780	1,667	220	175	390	357	1,106	796	3,496	2,995
Mar	1,143	768	129	82	209	144	562	1,322	2,043	2,316
Apr	941	636	121	77	164	148	673	2,449	1,899	3,310
May	834	663	87	90	151	193	438	3,003	1,510	3,949
Q3	2,918	2,067	337	249	524	485	1,673	6,774	5,452	9,575
Jun	1,032	677	109	81	225	194	532	1,325	1,898	2,277
Jul	620	824	75	85	121	149	267	439	1,083	1,497
Aug	892	637	88	93	194	152	433	416	1,607	1,298
Q4	2,544	2,138	272	259	540	495	1,232	2,180	4,588	5,072
Year to Date/Year End	9,707	7,807	1,095	890	1,911	1,693	4,296	10,715	17,009	21,105

Current Projects

- In November 2021, Field Inspections began development of a risk-based inspection process for the Barbering and Cosmetology program in accordance with TDLR's Sunset review and legislation passed during the 87th Regular Legislative Session.
- The Field Inspections Division began conducting risk-based inspections in the Barbering and Cosmetology program on September 1, 2022.