



How to Connect License to Account through Online Licensing Services

1. Click the following link to begin: [Online Licensing Services - TDLR \(texas.gov\)](https://www.texas.gov/online-licensing-services)
2. Navigate to the **Login or Register box** at the bottom right of the screen. Enter your username and password.

**Texas Department of Licensing and Regulation**


Online Licensing Services

[Contact Customer Service](#)




Renew Your License

Please [login](#) with your existing user ID and password, or [register as a new user](#).




Apply for a New License

Please [login](#) with your existing user ID and password, or [register as a new user](#).




Search the License Database

Begin your [license search](#) here to verify that a person or business has a current license.




Change Your Address

Please [login](#) with your existing user ID and password, or [register as a new user](#).



Pay Fees

Please [login](#) with your existing user ID and password, or [register as a new user](#).



Login or Register

Username:

Password:

[Register as a New User](#) [Forgot User ID?](#) [Forgot Password](#) [Sign In](#)

3. Within this box, click the **“Sign In”** button.

Online Licensing Services

[Contact Customer Service](#)



Renew Your License

Please [login](#) with your existing user ID and password, or [register as a new user](#).



Apply for a New License

Please [login](#) with your existing user ID and password, or [register as a new user](#).



Search the License Database

Begin your [license search](#) here to verify that a person or business has a current license.



Change Your Address

Please [login](#) with your existing user ID and password, or [register as a new user](#).



Pay Fees

Please [login](#) with your existing user ID and password, or [register as a new user](#).



Login or Register


Username:

Password:

[Register as a New User](#)
[Forgot User ID?](#)
[Forgot Password](#)

Sign In

- You will then be taken to the **Quick Start Menu** screen. To connect a license to your account, navigate to **Add License to Registration**.



TEXAS DEPARTMENT OF LICENSING & REGULATION

Logged in as AGENCY, TDLR

[Update Profile](#) | [Logoff](#)

Quick Start Menu

To start choose an option and you will return to this Quick Start menu after you have finished. If no licenses display under the options, and you are licensed, select 'Add Licenses to Registration' to add your license(s) to your registration.

License Information

No License Information Available

Apply for a New License

What are you applying for?

<Choose Program>

<Choose Application>

Select

Additional Activities

Add Licenses To Registration


Select

[Department of Licensing and Regulation](#)

The Texas Department of Licensing and Regulation certifies that it maintains the information for the license verification function of this website, performs daily updates to the information, and considers the website to be a secure, primary source for license verification.

Last Updated Jan 01, 2017

5. Click the “**Select**” button to the right.



TEXAS DEPARTMENT OF LICENSING & REGULATION

Logged in as AGENCY, TDLR

[Update Profile](#) | [Logoff](#)

Quick Start Menu

To start choose an option and you will return to this Quick Start menu after you have finished. If no licenses display under the options, and you are licensed, select 'Add Licenses to Registration' to add your license(s) to your registration.

License Information

No License Information Available

Apply for a New License

What are you applying for?

<Choose Program>

<Choose Application>

Select

Additional Activities

Add Licenses To Registration

Select

[Department of Licensing and Regulation](#)

The Texas Department of Licensing and Regulation certifies that it maintains the information for the license verification function of this website, performs daily updates to the information, and considers the website to be a secure, primary source for license verification.

Last Updated Jan 01, 2017

6. This will take you to the **Add Licenses to Registration** screen. Navigate to the middle of the screen and select “**Yes**”.



TEXAS DEPARTMENT OF LICENSING & REGULATION

Logged in as **AGENCY, TDLR**
[Update Profile](#) | [Logoff](#)

Add Licenses To Registration

Step1: Have You Done Business with Us?

Step2: Provide Identifying Information

Welcome to OnlineQuickStart

By answering a few simple questions we'll help you to get started

Step 1

Select "Yes" for:

- Current license or permit holder adding a license or permit to their account.
- Late renewal.

Select "No" for:

- Password change.

☒ Yes
 ☐ No

[How do I know?](#)

Next

Cancel

[Department of Licensing and Regulation](#)
 The Texas Department of Licensing and Regulation certifies that it maintains the information for the license verification function of this website, performs daily updates to the information, and considers the website to be a secure, primary source for license verification.
 Last Updated Jan 01, 2017

7. Then navigate to the bottom right corner and select the “Next” button.



TEXAS DEPARTMENT OF LICENSING & REGULATION

Logged in as **AGENCY, TDLR**
[Update Profile](#) | [Logoff](#)

Add Licenses To Registration

Step1: Have You Done Business with Us?

Step2: Provide Identifying Information

Welcome to OnlineQuickStart

By answering a few simple questions we'll help you to get started

Step 1

Select "Yes" for:

- Current license or permit holder adding a license or permit to their account.
- Late renewal.

Select "No" for:

- Password change.

☒ Yes
 ☐ No

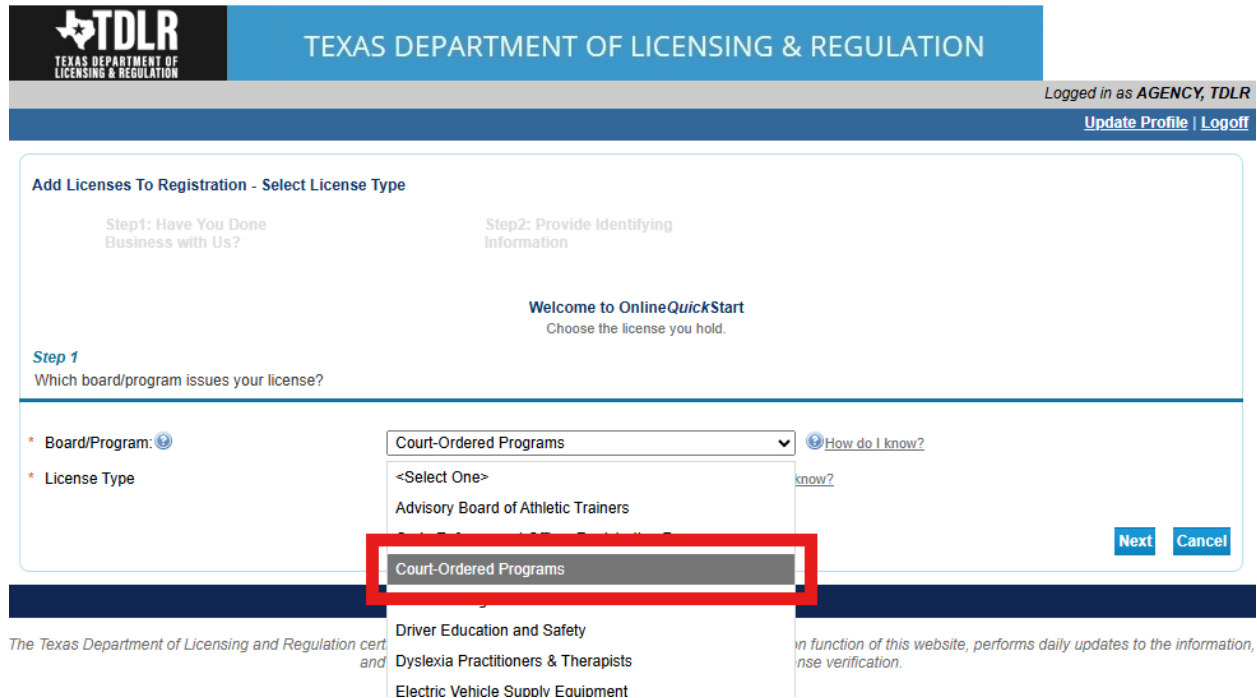
[How do I know?](#)

Next

Cancel

[Department of Licensing and Regulation](#)
 The Texas Department of Licensing and Regulation certifies that it maintains the information for the license verification function of this website, performs daily updates to the information, and considers the website to be a secure, primary source for license verification.
 Last Updated Jan 01, 2017

- This will take you to the **Add Licenses To Registration – Select License Type** screen. Navigate to **Board/Program** in the middle of the screen and choose your program from the drop-down list.



TDLR
TEXAS DEPARTMENT OF LICENSING & REGULATION



Logged in as **AGENCY, TDLR**
[Update Profile](#) | [Logout](#)



Add Licenses To Registration - Select License Type

Step1: Have You Done Business with Us? Step2: Provide Identifying Information

Welcome to **OnlineQuickStart**
Choose the license you hold.

Step 1
Which board/program issues your license?

* Board/Program:  Court-Ordered Programs  [How do I know?](#)

* License Type  <Select One>  [How do I know?](#)

Court-Ordered Programs

[Next](#) [Cancel](#)

The Texas Department of Licensing and Regulation certifies and maintains the integrity of this website, performs daily updates to the information, and ensures verification.

Driver Education and Safety
Dyslexia Practitioners & Therapists
Electric Vehicle Supply Equipment

- Underneath is **License Type**. Choose your license type from the drop-down list.



TEXAS DEPARTMENT OF LICENSING & REGULATION

Logged in as AGENCY, TDLR

[Update Profile](#) | [Logoff](#)

Add Licenses To Registration - Select License Type

Step1: Have You Done Business with Us?

Step2: Provide Identifying Information

Welcome to OnlineQuickStart

Choose the license you hold.

Step 1

Which board/program issues your license?

* Board/Program:

Court-Ordered Programs

How do I know?

* License Type

<Select One>

How do I know?

Court-Ordered Provider

Next


Cancel

Department of Licensing and Regulation

The Texas Department of Licensing and Regulation certifies that it maintains the information for the license verification function of this website, performs daily updates to the information, and considers the website to be a secure, primary source for license verification.

Last Updated Jan 01, 2017

10. Navigate to the bottom right corner of the screen and click the “Next” button.



TEXAS DEPARTMENT OF LICENSING & REGULATION

Logged in as AGENCY, TDLR

[Update Profile](#) | [Logoff](#)

Add Licenses To Registration - Select License Type

Step1: Have You Done Business with Us?

Step2: Provide Identifying Information

Welcome to OnlineQuickStart

Choose the license you hold.

Step 1

Which board/program issues your license?

* Board/Program:

Court-Ordered Programs

How do I know?

* License Type

Court-Ordered Provider

How do I know?

Next

Cancel


Department of Licensing and Regulation

The Texas Department of Licensing and Regulation certifies that it maintains the information for the license verification function of this website, performs daily updates to the information, and considers the website to be a secure, primary source for license verification.

Last Updated Jan 01, 2017

11. This will take you to the **Add Licenses To Registration – Validation** screen. Enter your organization name, individual/organization number, and your tax number. After you are finished, navigate to the bottom right corner of the screen and click the “Next” button.

- Your organization name **must match what is listed in the TDLR database**. If you are having trouble matching the name, please use the following search tool to search using your license number: [Search by License Number](#)
- The individual/organization number is your **Entity Number**.
- If you do not have a Federal Employer Identification Number (FEIN), you can use your **Social Security Number**.
 - If the department does not have your Federal Tax ID Number on file, you will need to contact the Education & Examination Division using the following link: [Education & Examination Webform](#)
 - You will not be able to connect your Online Licensing Services account without the Federal Tax ID.



TEXAS DEPARTMENT OF LICENSING & REGULATION

Logged in as **AGENCY, TDLR**

[Update Profile](#) | [Logoff](#)

Add Licenses To Registration - Validation

Step1: Have You Done Business with Us?

Step2: Provide Identifying Information

Help us to find your records


Step 2

Please provide your credentials

Required Information

License Type:

Court-Ordered Provider


* Organization Name: 


* Indiv/Org Number:

* Tax Number:

Security Measures (This helps to prevent automated registrations.)

reCAPTCHA:

 I'm not a robot



reCAPTCHA

Privacy • Terms

Next

Cancel

Department of Licensing and Regulation

The Texas Department of Licensing and Regulation certifies that it maintains the information for the license verification function of this website, performs daily updates to the information, and considers the website to be a secure, primary source for license verification.

Last Updated Jan 01, 2017

12. You will be taken to the **Add Licenses To Registration – Validation screen**.
 Navigate to the middle of the screen and click “**I confirm this is my information**”.



TEXAS DEPARTMENT OF LICENSING & REGULATION

Logged in as **AGENCY, TDLR**

[Update Profile](#) | [Logoff](#)

Add Licenses To Registration - Preview

Step1: Have You Done Business with Us?

Step2: Provide Identifying Information

Good News! We have located your information

Step 3
 Please confirm your license credentials. If your license is available for renewal, address change, or billing fee, your license will be listed under these options on the Quick Start Menu.

Indiv / Org Number:	00000000
Name:	TDLR AGENCY COURT ORDERED PROVIDER

License Type	License Number
Court-Ordered Provider	000

* Select One:

☒ I confirm this is my information


☐ We did not find my license information

Next

Cancel

[Department of Licensing and Regulation](#)
 The Texas Department of Licensing and Regulation certifies that it maintains the information for the license verification function of this website, performs daily updates to the information, and considers the website to be a secure, primary source for license verification.
 Last Updated Jan 01, 2017

13. Navigate to the bottom right corner of the screen and click the “**Next**” button.



TEXAS DEPARTMENT OF LICENSING & REGULATION

Logged in as **AGENCY, TDLR**
[Update Profile](#) | [Logoff](#)

Add Licenses To Registration - Preview

Step1: Have You Done Business with Us?

Step2: Provide Identifying Information

Good News! We have located your information

Step 3

Please confirm your license credentials. If your license is available for renewal, address change, or billing fee, your license will be listed under these options on the Quick Start Menu.

Indiv / Org Number:	00000000
Name:	TDLR AGENCY COURT ORDERED PROVIDER

License Type	License Number
Court-Ordered Provider	000

Select One:

☒ I confirm this is my information
☐ No this is not my License information

Next

Cancel

[Department of Licensing and Regulation](#)
 The Texas Department of Licensing and Regulation certifies that it maintains the information for the license verification function of this website, performs daily updates to the information, and considers the website to be a secure, primary source for license verification.
 Last Updated Jan 01, 2017

Congratulations! Your license has now been added to your Online Services Registration.