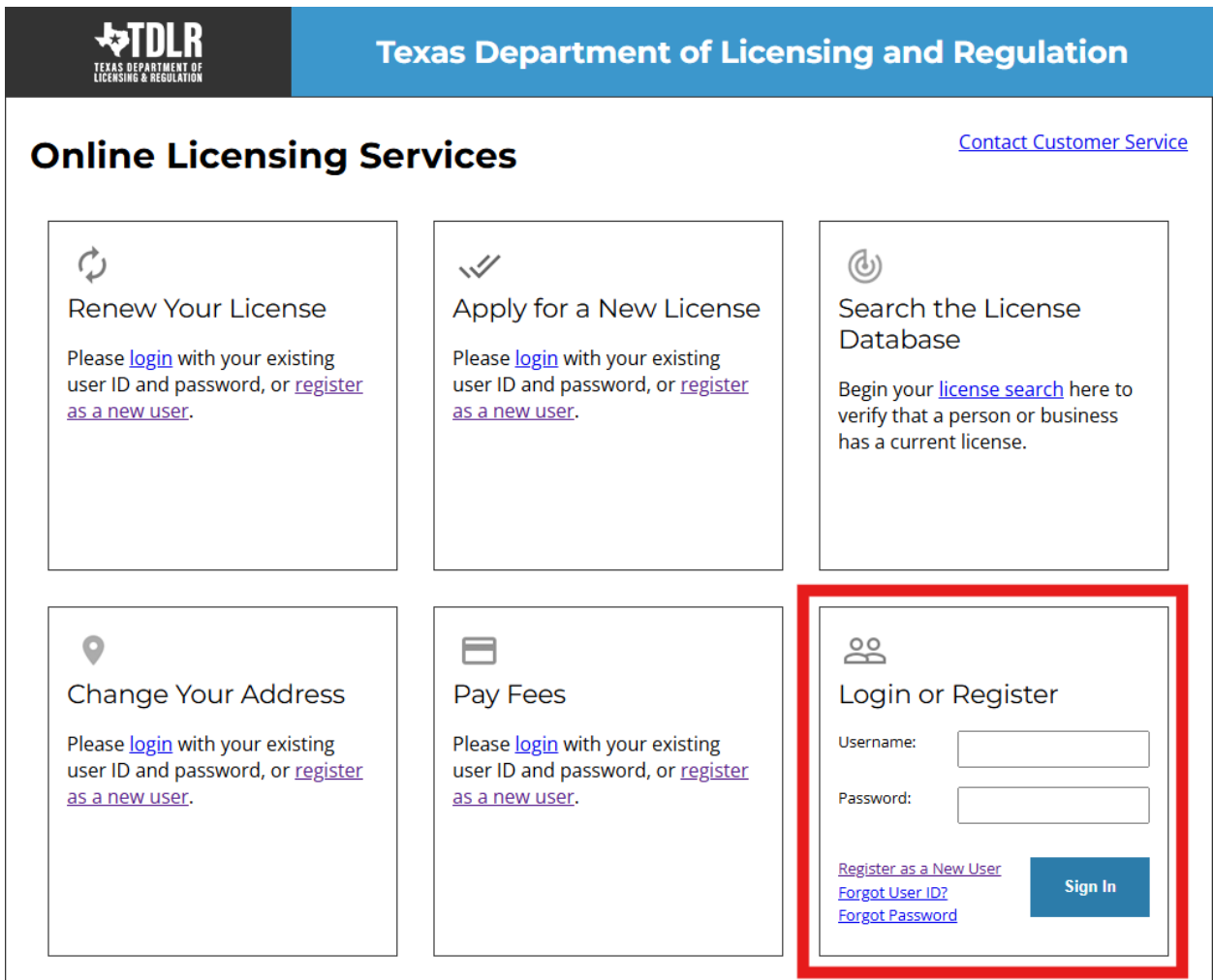


How to Complete Registration through Online Licensing Services


1. Click the following link to begin registration: [Online Licensing Services - TDLR \(texas.gov\)](https://www.tdlr.texas.gov/online-licensing-services)
2. Navigate to the **Login or Register box** at the bottom right of the screen.





TDLR
TEXAS DEPARTMENT OF
LICENSING & REGULATION


Texas Department of Licensing and Regulation


Online Licensing Services [Contact Customer Service](#)



Renew Your License
Please [login](#) with your existing user ID and password, or [register as a new user](#).


Apply for a New License
Please [login](#) with your existing user ID and password, or [register as a new user](#).



Search the License Database
Begin your [license search](#) here to verify that a person or business has a current license.


Change Your Address
Please [login](#) with your existing user ID and password, or [register as a new user](#).


Pay Fees
Please [login](#) with your existing user ID and password, or [register as a new user](#).


Login or Register
Username:
Password:
[Register as a New User](#)
[Forgot User ID?](#)
[Forgot Password](#)

3. Within this box, navigate to the bottom left corner and click **“Register as a New User”**.



Login or Register

Username:

Password:


[Register as a New User](#)

[Forgot User ID:](#)

[Forgot Password](#)

Sign In

4. You will then be taken to the **New User Registration** screen. Fill out all required fields which are marked with an asterisk (*). Once finished, navigate to the bottom right corner of the screen and click the **Next** button.



TEXAS DEPARTMENT OF LICENSING & REGULATION

Return to the Main Menu

New User Registration

All items marked with a (*) are required. You will only complete this process once. After you register, you will login with this account. Enter your details and press "Next".

Press "Cancel" to cancel this registration and return to the main menu.

Account User Contact Information

* First Name:

TDLR

Middle / Second Name:

* Last Name:

AGENCY

Account Login

* Email

ee.pleasedonotreply@tdlr.texas.gov

(e.g. name@domain.com)

* Confirm Email:

ee.pleasedonotreply@tdlr.texas.gov

Use email address as user ID:

☒

* User ID:

ee.pleasedonotreply@tdlr.texas.gov

Password Recovery (In case you forget your password, you will be required to answer this question to obtain a new temporary password.)

* Secret Question:

Where were you born?

* Secret Answer:

Earth


Third Party Payer

Accept payment requests from third parties?

[\(what's this?\)](#)
☐


Security Measures (This helps to prevent automated registrations.)

* I'm not a robot :



I'm not a robot

reCAPTCHA is changing its terms of service.
[Take action.](#)



reCAPTCHA

Privacy - Terms

Next


Cancel

Department of Licensing and Regulation

The Texas Department of Licensing and Regulation certifies that it maintains the information for the license verification function of this website, performs daily updates to the information, and considers the website to be a secure, primary source for license verification.

Last Updated Jan 01, 2017

- This will take you to the **Preview Registration** screen. Verify that your information is correct, then navigate to the bottom right corner of the screen and click the **"Save"** button.



TEXAS DEPARTMENT OF LICENSING & REGULATION

[Return to the Main Menu](#)

Preview Registration

Press "Save" to save the registration.
 Press "Edit" to modify your registration details.
 Press "Cancel" to cancel this registration and return to the main menu.

First Name:	TDLR
Second Name:	
Last Name:	AGENCY
Email:	ee.pleasedonotreply@tdlr.texas.gov
UserId:	ee.pleasedonotreply@tdlr.texas.gov
Secret Question:	Where were you born?
Secret Answer:	Earth
Third Party Payer:	No

Save

Edit


Cancel

Department of Licensing and Regulation

The Texas Department of Licensing and Regulation certifies that it maintains the information for the license verification function of this website, performs daily updates to the information, and considers the website to be a secure, primary source for license verification.

Last Updated Jan 01, 2017

- After clicking the "Save" button, this will take you to the **User Registration – Temporary Password Issued** screen. A temporary password will be issued and sent to you via e-mail. Navigate to the bottom right corner of the screen and click the **"Return"** button.



TEXAS DEPARTMENT OF LICENSING & REGULATION

[Return to the Main Menu](#)

User Registration - Temporary Password Issued

A temporary password has been issued and sent to you via e-mail with the instructions on how to proceed. Read this e-mail and follow the instructions.

Return

Department of Licensing and Regulation

The Texas Department of Licensing and Regulation certifies that it maintains the information for the license verification function of this website, performs daily updates to the information, and considers the website to be a secure, primary source for license verification.

Last Updated Jan 01, 2017

- The email will come from the email address '**no-reply@tdlr.texas.gov**'. If the email is not in your inbox, check your spam folder.

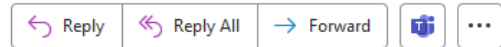
TDLR New Online User Registration



no-reply@tdlr.texas.gov

To: EE.Pleasedonotreply

Retention Policy TDLR - 1 Year Delete (1 year)



Thu 9/11/2025 8:36 AM

Expires 9/11/2026

Hello TDLR,

Thank you for registering for an online account. Please complete your registration by logging on to your account at:

<https://vo.licensing.tdlr.texas.gov/>

Your online userid is your complete e-mail address and your temporary password is provided below.

Please note that your online password is case sensitive.

USERID : ee.pleasedonotreply@tdlr.texas.gov

PASSWORD: cCFRvpj5

*** Note: This is an automated email. Do NOT reply to this message.

8. Within this email, copy the **temporary password** provided and complete your registration by clicking the following link: [Online Licensing Services - TDLR \(texas.gov\)](https://vo.licensing.tdlr.texas.gov/)
9. On the **Online Licensing Services** page, navigate to the **Login or Register** box at the bottom right of the screen. Enter your username and temporary password.

Online Licensing Services

[Contact Customer Service](#)



Renew Your License

Please [login](#) with your existing user ID and password, or [register as a new user](#).



Apply for a New License

Please [login](#) with your existing user ID and password, or [register as a new user](#).



Search the License Database

Begin your [license search](#) here to verify that a person or business has a current license.



Change Your Address

Please [login](#) with your existing user ID and password, or [register as a new user](#).



Pay Fees

Please [login](#) with your existing user ID and password, or [register as a new user](#).



Login or Register

Username:

Password:

[Register as a New User](#)

[Forgot User ID?](#)







[Forgot Password](#)

Sign In

10. Within this box, click the “**Sign In**” button.

Online Licensing Services

[Contact Customer Service](#)

 <h3>Renew Your License</h3> <p>Please login with your existing user ID and password, or register as a new user.</p>	 <h3>Apply for a New License</h3> <p>Please login with your existing user ID and password, or register as a new user.</p>	 <h3>Search the License Database</h3> <p>Begin your license search here to verify that a person or business has a current license.</p>
 <h3>Change Your Address</h3> <p>Please login with your existing user ID and password, or register as a new user.</p>	 <h3>Pay Fees</h3> <p>Please login with your existing user ID and password, or register as a new user.</p>	 <h3>Login or Register</h3> <p>Username: <input type="text" value="ee.pleasedonotreply@td"/></p> <p>Password: <input type="password" value="....."/></p> <p> Register as a New User Forgot User ID? Forgot Password </p> <div style="border: 2px solid red; padding: 5px; display: inline-block;"> Sign In </div>

- You will be taken to the **Update Default Registration Information** screen. Here, the system will prompt you to create your own password. Enter your temporary password and your new password, then navigate to the bottom right corner of the screen and click the **Save** button.

Update Default Registration Information

Enter your new password and press "Save".

Your new password must contain the following:

- a minimum of (8) characters
- must not be the same as your user id
- must not be a variation of your user id
- must contain at least (1) numeric character
- must contain at least (1) special character

* Old or Temporary Password:

* New Password:

* Confirm Password:

[Save](#)Department of Licensing and Regulation

The Texas Department of Licensing and Regulation certifies that it maintains the information for the license verification function of this website, performs daily updates to the information, and considers the website to be a secure, primary source for license verification.

Last Updated Jan 01, 2017

Congratulations! You have successfully registered your Online License Services account.