

# LICENSING DIVISION

Staff Report for the Electrical Safety and Licensing Advisory Board  
July 2, 2021

## Personnel Updates

### New Licensing Analysts

1/15/21 – Lisa Robertson has over twelve years of supervisory experience as a head bank teller where she worked closely with the tellers and handled various banking situations. She has over six years with a shipping and freight company where she handled all customer relations including working closely with the shippers and service centers. These jobs provided her with years of excellent customer service skills.

## Statistics

### MASTER ELECTRICIANS

	<b>TOTAL FY 2020</b>	<b>3<sup>rd</sup> quarter FY 2021</b>
New Licenses Issued	471	395
Renewed Licenses Issued	16,490	12,419
Online Renewals	16,425	12,330
% Renewed Online	99%	99%
Total Population	17,028	17,115

### MASTER SIGN ELECTRICIANS

	<b>TOTAL FY 2020</b>	<b>3<sup>rd</sup> quarter FY 2021</b>
New Licenses Issued	11	6
Renewed Licenses Issued	508	373
Online Renewals	508	371
% Renewed Online	100%	99%
Total Population	521	511

### JOURNEYMAN ELECTRICIANS

	<b>TOTAL FY 2020</b>	<b>3<sup>rd</sup> quarter FY 2021</b>
New Licenses Issued	1,543	1,368
Renewed Licenses Issued	34,018	24,791
Online Renewals	33,839	24,640
% Renewed Online	99%	99%
Total Population	36,380	36,795

**JOURNEYMAN SIGN ELECTRICIANS**

	<b>TOTAL FY 2020</b>	<b>3<sup>rd</sup> quarter FY 2021</b>
New Licenses Issued	14	13
Renewed Licenses Issued	291	216
Online Renewals	291	216
% Renewed Online	100%	100%
Total Population	325	323

**JOURNEYMAN LINEMAN ELECTRICIANS**

	<b>TOTAL FY 2020</b>	<b>3<sup>rd</sup> quarter FY 2021</b>
New Licenses Issued	17	3
Renewed Licenses Issued	32	26
Online Renewals	32	26
% Renewed Online	100%	100%
Total Population	37	40

**JOURNEYMAN INDUSTRIAL ELECTRICIANS**

	<b>TOTAL FY 2020</b>	<b>3<sup>rd</sup> quarter FY 2021</b>
New Licenses Issued	109	66
Renewed Licenses Issued	113	155
Online Renewals	112	155
% Renewed Online	100%	100%
Total Population	227	280

**MAINTENANCE ELECTRICIANS**

	<b>TOTAL FY 2020</b>	<b>3<sup>rd</sup> quarter FY 2021</b>
New Licenses Issued	5	7
Renewed Licenses Issued	848	571
Online Renewals	843	565
% Renewed Online	99%	99%
Total Population	899	882

**RESIDENTIAL WIREMEN**

	<b>TOTAL FY 2020</b>	<b>3<sup>rd</sup> quarter FY 2021</b>
New Licenses Issued	152	181
Renewed Licenses Issued	1337	1,031
Online Renewals	1327	1,025
% Renewed Online	99%	99%
Total Population	1579	1,687

**APPRENTICES**

	<b>TOTAL FY 2020</b>	<b>3<sup>rd</sup> quarter FY 2021</b>
New Licenses Issued	32,994	24,272
New Licenses Issued Online	32,447	23,945
Renewed Licenses Issued	43,503	32,144
Online Renewals	43,173	31,887
% Renewed Online	99%	99%
Total Population	85,144	84,976

**SIGN APPRENTICES**

	<b>TOTAL FY 2020</b>	<b>3<sup>rd</sup> quarter FY 2021</b>
New Licenses Issued	1,106	719
New Licenses Issued Online	1,095	713
Renewed Licenses Issued	613	468
Online Renewals	613	466
% Renewed Online	100%	99%
Total Population	1,998	1,881

**ELECTRICAL CONTRACTORS**

	<b>TOTAL FY 2020</b>	<b>3<sup>rd</sup> quarter FY 2021</b>
New Licenses Issued	724	700
Renewed Licenses Issued	9,804	7,021
Online Renewals	9,761	6,172
% Renewed Online	99%	88%
Total Population	10,448	10,746

**ELECTRICAL SIGN CONTRACTORS**

	<b>TOTAL FY 2020</b>	<b>3<sup>rd</sup> quarter FY 2021</b>
New Licenses Issued	48	14
Renewed Licenses Issued	531	389
Online Renewals	527	348
% Renewed Online	99%	89%
Total Population	574	560

**RESIDENTIAL APPLIANCE INSTALLERS**

	<b>TOTAL FY 2020</b>	<b>3<sup>rd</sup> quarter FY 2021</b>
New Licenses Issued	117	104
Renewed Licenses Issued	1,875	1,479
Online Renewals	1,871	1,474
% Renewed Online	99%	99%
Total Population	2,004	2,035

**RESIDENTIAL APPLIANCE INSTALLATION CONTRACTORS**

	<b>TOTAL FY 2020</b>	<b>3<sup>rd</sup> quarter FY 2021</b>
New Licenses Issued	53	42
Renewed Licenses Issued	652	488
Online Renewals	651	446
% Renewed Online	99%	91%
Total Population	686	700

	<b>TOTAL FY 2020</b>	<b>3<sup>rd</sup> quarter FY 2021</b>
New Facility Licenses Issued	825	756
Renewed Facility Licenses Issued	10,987	7,898
Online Renewals	10,939	6,966
% Renewed Online	99%	88%
New Individual Licenses Issued	36,539	27,134
Renewed Individual Licenses Issued	99,628	73,673
Online Renewals	99,035	73,155
% Renewed Online	99%	99%
Total Population (Individuals)	146,142	146,525
Total Population (Facilities)	11,708	12,006
Total COMBINED Licenses	157,850	158,531

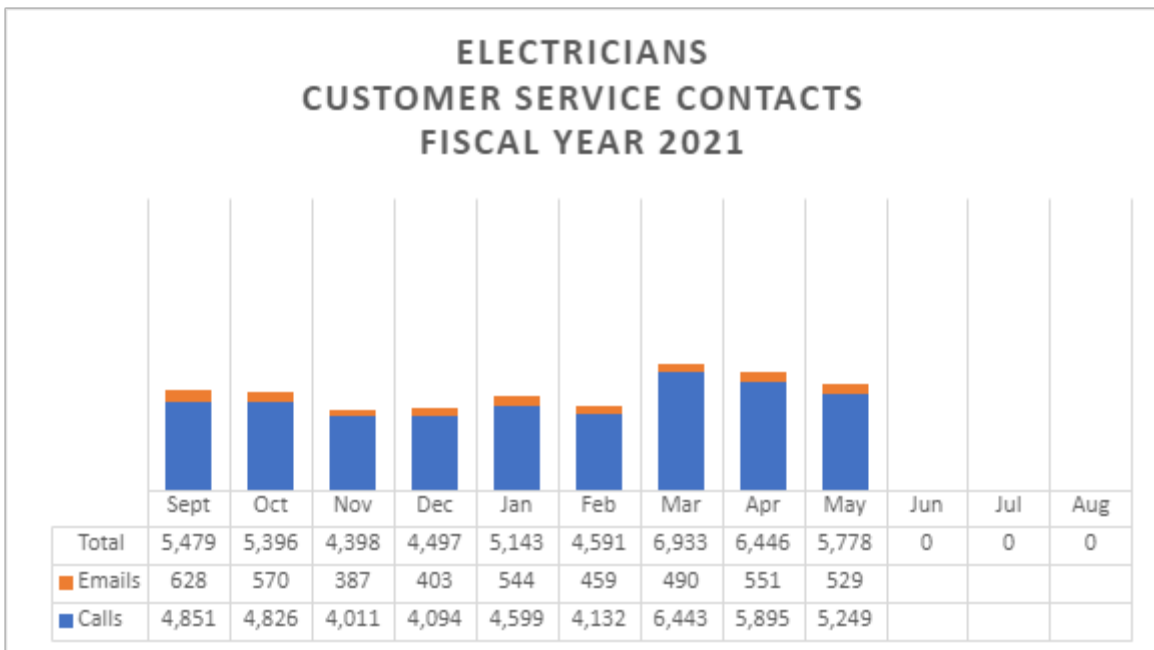
**COMBINED**

The population number is a snapshot of the number of active licenses on the first day of and the month. The number of licenses issued and renewed is the total activity performed during the fiscal year.

# Customer Service Division

Staff Report for the Electrical Safety and Licensing Advisory Board  
 July 2, 2021

## Statistics



## Enforcement Division

### Staff Report for Electrical Safety and Licensing Advisory Board July 2, 2021

#### Personnel Updates:

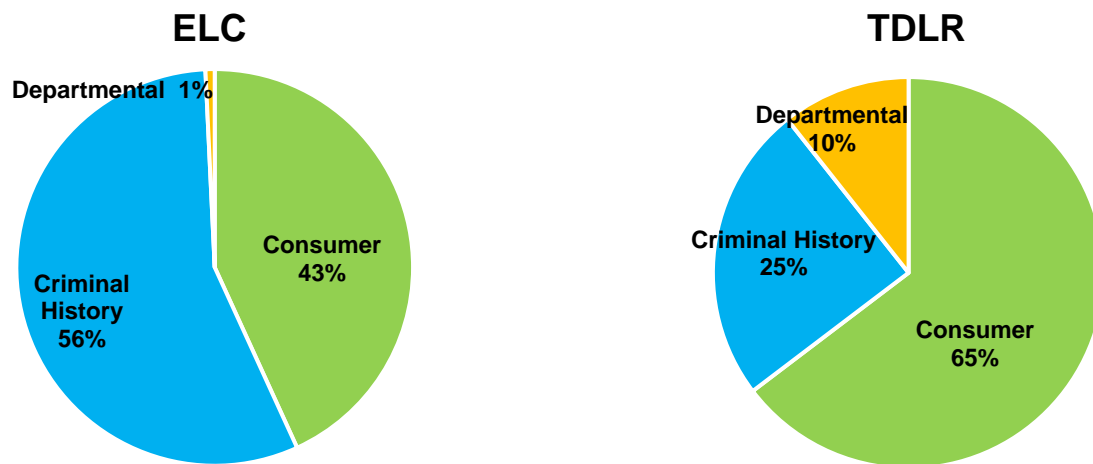
- On November 6, 2020, Prosecutor Ken Sharp retired after 7 years of service with TDLR and 13 years of total service to the citizens of Texas. During his tenure at TDLR Ken worked briefly on the Transportation team before joining the criminal history review team where he evaluated thousands of criminal records in an effort to protect our citizens from those not fit to hold a license due to their criminal history. Ken was also very active in the Department's Veteran's Association, where he was both a cofounder of the organization and its first Commander.
- On December 4, 2020, Prosecutor Michael Shirk retired after 8 years of service with TDLR and nearly two decades of service to the citizens of Texas. Michael was a member of the Transportation team where his enthusiasm for public service and protecting the citizen of Texas was clearly evident. He was a joy to work with and served as a mentor for many of our attorneys on staff. He will be missed but he left a legacy of public service that will be long remembered.
- Three Attorneys, Amanda Barrera, Aroosa Nizami and Natalie Olvera, were promoted to Attorney III positions to fill the vacancies that were created by the promotions and retirements in the Enforcement Division. Amanda's and Aroosa's promotions were effective December 15, 2020 and Natalie's promotion was effective January 1, 2021.
- On January 4th, 2021, Arthur Arevalo was hired to fill the Investigations Manager's position. Art retired from the Austin Police Department after nearly 26 years of service. Since then, he worked for the Travis County Sheriff's Office and more recently served as a Captain with the Texas State University Police Department. We look forward to his contribution to the success of our team as we continue to strengthen the Enforcement division with staff that embraces our mission and shares our dedication to make a positive impact serving the citizens of Texas.
- Three attorneys, Sara McKinney, Rachel Seshan, and Hunter McKinley were hired as Attorney II positions to fill the vacancies created by promotions in the Enforcement Division. These three attorneys will be working our inspections cases and our unlicensed air conditioning and electrical cases. Their hiring's were effective April 15, 2021.

## Statistics:

Shown below are the Enforcement Performance Measures and key statistics for the Electrical (ELC) program and for all TDLR programs combined for **Fiscal Year 2021 through May:**

Performance Measure	ELC	TDLR
Cases opened	1,195	7,008
Cases closed	1,366	7,086
Average time to close (days)	170	205
% of cases resolved within 6 months	72.62%	60.29%
% of cases resulting in disciplinary action	11.93%	15.00%
Cases pending at end of May	713	5,772

### Source of Cases Opened for Fiscal Year 2021 through May



Case Outcomes	ELC	TDLR
Commission Orders	9	33
Default Orders	86	405
Agreed Orders	39	600
Penalties Assessed	\$302,950.00	\$2,248,666.00
Penalties Collected	\$56,965.00	\$934,851.00
Licenses Revoked (Disciplinary)	2	82
Licenses Suspended	1	7
Licenses Denied/Revoked (Criminal History)	76	194
Cease & Desist Orders	0	17
Informally Resolved	1,196	5,934

### Top 10 ELC Alleged Violations at Opening for Fiscal Year 2021 through May

Violation:	Count
Criminal History	662
Contracting without license	289
Unlicensed electrical work	62
Fail to display TECL in advertising	38
Evaded responsibility to client	37
Performed in violation of code	19
Using another's license	13
Performed in negligent manner	11
Dishonesty, misrepresentation or fraud	10
Did not have TDLR information on proposal or invoice	9

### Top ELC Violations Resulting in Disciplinary Action for Fiscal Year 2021 through May

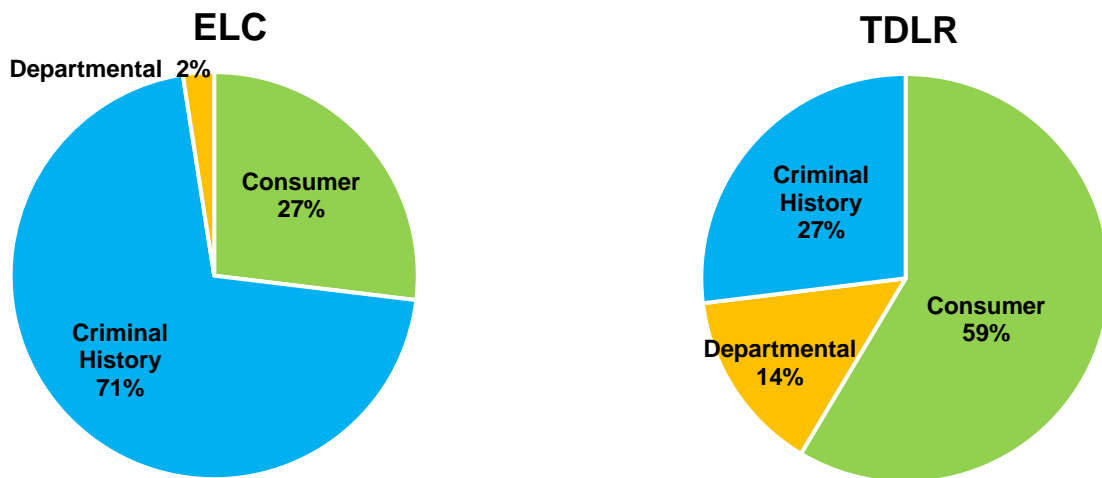
Violation:	Count
Contracting without license	72
Criminal History	69
Evaded responsibility to client	4
Using another's license	3
Lacks honesty/trustworthiness/integrity	3
Unlicensed electrical work	3
Failed to comply with an order	2
Dishonesty, misrepresentation or fraud	1
Leasing license to another	1
Failed to ensure licensed work	1
Allowed unlicensed person to subcontract	1
Performed in negligent manner	1



Shown below are the Enforcement Performance Measures and key statistics for the Electrical (ELC) program and for all TDLR programs combined for **Fiscal Year 2020**:

<b>Performance Measure</b>	<b>ELC</b>	<b>TDLR</b>
Cases opened	1,943	10,465
Cases closed	2,065	9,763
Average time to close (days)	132.64	157.58
% of cases resolved within 6 months	79.52%	68.64%
% of cases resulting in disciplinary action	9.49%	13.48%
Cases Pending	883	5,850

### Source of Cases Opened Fiscal Year 2020



<b>Case Outcomes</b>	<b>ELC</b>	<b>TDLR</b>
Commission Orders	5	28
Default Orders	76	339
Agreed Orders	47	853
Penalties Assessed	\$349,375.00	\$2,360,451.00
Penalties Collected	\$75,500.00	\$1,296,792.16
Licenses Revoked (Disciplinary)	7	62
Licenses Suspended	1	3
Licenses Denied/Revoked (Criminal History)	106	240
Cease & Desist Orders	9	46
Informally Resolved	1,858	8,365

## Top 10 ELC Alleged Violations at Opening for Fiscal Year 2020

<b>Violation:</b>	<b>Count</b>
Criminal History	1366
Contracting without license	246
Unlicensed electrical work	101
Evaded responsibility to client	44
Failed to display TECL in advertising	38
Performed in negligent manner	33
Failed to ensure licensed work	25
CE advertisement violation	16
Performed in violation of code	15
Dishonesty, misrepresentation or fraud	12

## Top 10 ELC Violations Resulting in Disciplinary Action for Fiscal Year 2020

<b>Violation:</b>	<b>Count</b>
Criminal History	106
Contracting without license	87
Evaded responsibility to client	4
Failed to pay dishonored check	4
failed to ensure licensed work	3
Lacks honesty/trustworthiness/integrity	3
Obtained license by fraud	2
Using another's license	2
Performed in violation of local ordinance	2
Performed in negligent manner	2

## Case Highlights

- Randy S. Ramirez – ELC20180004109

On March 25, 2021 a default order against Respondent Randy S. Ramirez was signed and issued by Deputy Executive Director David Gonzales for the Executive Director. Respondent Ramirez was found to have offered and contracted to perform electrical contracting without holding the appropriate contractors' license. On June 3, 2017, the date of the violation, Respondent was not licensed in any capacity by the Department, as his Apprentice Electrician license had expired October 10, 2016.

The default order included an administrative penalty of \$4,000.00 and a 1-year suspension of Respondent's Apprentice license. The suspension will end March 25, 2022. As of June 17, 2021, Respondent had not made any payment to satisfy the \$4,000.00 penalty stated in the default order.

- James P. Forrester – ELC20200001141

On January 28, 2021 a default order against Respondent James P. Forrester was signed and issued in this case by Deputy Executive Director David Gonzales for the Executive Director. Respondent Forrester was found to have contracted to perform electrical contracting on or about July 28, 2019 without holding the appropriate contractors' license. While Respondent was the master electrician of record for an electrical contractor, the owner of the electrical contracting business told the Department that if Respondent performed the work, it was not on behalf of the company. Respondent was not in possession of a contractors' license that would have enabled him to properly contract for the work he performed.

The default order included an administrative penalty of \$4,000.00. As of June 17, 2021, Respondent had not made any payment to satisfy the \$4,000.00 penalty stated in the default order.

- Elias Segundo – ELC20190013186

On November 13, 2020 a default order against Respondent Elias Segundo was signed and issued in this case by Deputy Executive Director David Gonzales for the Executive Director. During a sting operation conducted between June 3 and June 6, 2019 in San Antonio, Texas, Respondent was found to have offered to perform non-exempt electrical contracting work. Respondent visited the jobsite used for the operation and sent a Department Investigator a bid via text message for the installation of electrical equipment. At the time Respondent made the bid for the work, Respondent was not licensed in any capacity by the Department.

The default order included an administrative penalty of \$3,500.00. As of June 17, 2021, Respondent had not made any payment to satisfy the penalty.

- Eric D. Culver – ELC20200001991

On April 8, 2021 a Restricted License Agreement was signed and issued for Eric Culver. Licensee Culver was the subject of a criminal history investigation after he applied for a renewal of his Journeyman Electrician license. The offense for which he was charged and placed on Deferred Adjudication is directly related to the duties and responsibilities of an electrician, as reflected in the criminal conviction guidelines for the Electricians program. The Department received supporting documentation for Mr. Culver in his bid for licensure. As part of the investigation, the prosecuting attorney interviewed the individual who would be directly supervising Mr. Culver. The information received by the prosecuting attorney led to a recommendation that a restricted license be conferred to Mr. Culver. Deputy Executive Director Mike Arismendez, for the Executive Director, signed the agreement that included the restrictive terms.

Under the terms of the Restricted License, Licensee Culver may only work under the general supervision of the named supervisor may only work on new construction, industrial job sites, or commercial buildings. Additionally, Licensee Culver must send company-wide emails which describes the jobsite to which he will be travelling that day. Directly upon his departure from that site, he must email his supervisor with a description of the work he performed at that website. It is clearly stated that Licensee Culver must not work at any type of occupied residence or residential facility. The Restricted License is valid for a period of one year as of the date of issuance.

- Cheikh Gakou– ELC20180009675

On September 1, 2020 an agreed order between Respondent Cheikh Gakou and the Department was signed and issued in this case. Respondent agreed that he allowed another person to use his license by pulling a license for an Apprentice Electrician, who in turn performed non-exempt electrical contracting work. The work was evidenced by an invoice with the Apprentice's name on it, Apprentice's company name, and the charge of \$3,000 for services.

Respondent Gakou paid the reduced penalty of \$2,250.00 in full on April 13, 2020. The Department receive Respondent's signed Settlement Agreement on April 18, 2020.

# Education and Examination Division

## Staff Report for Electrical Safety and Licensing Advisory Board

July 2, 2021

### Statistics

#### Examination Statistics

(As of May 31, 2021)

<b>FY 2021</b>	<b>SEP</b>	<b>OCT</b>	<b>NOV</b>	<b>Q1</b>	<b>DEC</b>	<b>JAN</b>	<b>FEB</b>	<b>Q2</b>	<b>MAR</b>	<b>APR</b>	<b>MAY</b>	<b>Q3</b>	<b>JUN</b>	<b>JUL</b>	<b>AUG</b>	<b>Q4</b>	<b>TOT</b>
<b>PASS</b>	306	419	238	963	178	188	139	505	265	268	305	838	-	-	-	0	<b>2,306</b>
<b>FAIL</b>	953	1,129	716	2,798	586	496	339	1,421	610	654	700	1,964	-	-	-	0	<b>6,183</b>
<b>TOTAL</b>	1259	1548	954	3,761	764	684	478	1,926	875	922	1005	2,802	-	-	-	0	<b>8,489</b>
<b>RATE</b>	24.3%	27.1%	24.9%	25.6%	23.3%	0%	0%	26.2%	30.3%	29.1%	30.3%	29.9%	0%	0%	0%	0%	<b>27.2%</b>

<b>FY 2020</b>	<b>SEP</b>	<b>OCT</b>	<b>NOV</b>	<b>Q1</b>	<b>DEC</b>	<b>JAN</b>	<b>FEB</b>	<b>Q2</b>	<b>MAR</b>	<b>APR</b>	<b>MAY</b>	<b>Q3</b>	<b>JUN</b>	<b>JUL</b>	<b>AUG</b>	<b>Q4</b>	<b>TOT</b>
<b>PASS</b>	216	260	242	717	258	234	330	822	234	0	35	269	218	261	289	768	<b>2,578</b>
<b>FAIL</b>	679	762	723	2,164	622	582	707	1,911	438	0	73	511	517	609	754	1,880	<b>6,466</b>
<b>TOTAL</b>	894	1,022	965	2,881	880	816	1,037	2,733	672	0	108	780	735	870	1043	2,648	<b>9,042</b>
<b>RATE</b>	24.0%	25.4%	25.1%	24.9%	29.3%	28.7%	31.8%	30.1%	34.8%	0.0%	32.4%	34.5%	29.7%	30.0%	27.7%	29.0%	<b>28.5%</b>

## Examination by License Type

(As of May 31, 2021)

1 <sup>ST</sup> QUARTER					2 <sup>ND</sup> QUARTER				
	SEPTEMBER	OCTOBER	NOVEMBER		DECEMBER	JANUARY	FEBRUARY		
LICENSE TYPE	PASS	FAIL	TOT	RATE	LICENSE TYPE	PASS	FAIL	TOT	RATE
MASTER CALCULATIONS	55	259	314	17.52%	MASTER CALCULATIONS	31	129	160	19.38%
MASTER NEC	53	203	256	20.70%	MASTER NEC	0	0	0	0.00%
JOURNEYMAN LINEMAN	0	3	3	0.00%	JOURNEYMAN LINEMAN	84	258	342	24.56%
JOURNEYMAN	153	414	567	26.98%	JOURNEYMAN	1	1	2	50.00%
MAINTENANCE	0	1	1	0.00%	MAINTENANCE	15	28	43	34.88%
RESIDENTIAL WIREMAN	25	50	75	33.33%	RESIDENTIAL WIREMAN	2	4	6	33.33%
MASTER SIGN	1	1	2	50.00%	MASTER SIGN	3	2	5	60.00%
JOURNEYMAN SIGN	2	3	5	40.00%	JOURNEYMAN SIGN	11	8	19	57.89%
APPLIANCE INSTALLER	17	17	34	50.00%	APPLIANCE INSTALLER	1	0	1	100.00%
JOURNEYMAN INDUSTRIAL ELE*	0	2	2	0.00%	JOURNEYMAN INDUSTRIAL ELE*	1	0	1	100.00%
<b>TOTAL (ALL)</b>	<b>306</b>	<b>953</b>	<b>1,259</b>	<b>24.31%</b>	<b>TOTAL (ALL)</b>	<b>178</b>	<b>586</b>	<b>764</b>	<b>23.30%</b>
3 <sup>RD</sup> QUARTER					4 <sup>TH</sup> QUARTER				
	MARCH	APRIL	MAY		JUNE	JULY	AUGUST		
LICENSE TYPE	PASS	FAIL	TOT	RATE	LICENSE TYPE	PASS	FAIL	TOT	RATE
MASTER CALCULATIONS	125	478	603	20.73%	MASTER CALCULATIONS	-	-	-	0.00%
MASTER NEC	125	383	508	24.61%	MASTER NEC	-	-	-	0.00%
JOURNEYMAN LINEMAN	1	4	5	20.00%	JOURNEYMAN LINEMAN	-	-	-	0.00%
JOURNEYMAN	484	970	1,454	33.29%	JOURNEYMAN	-	-	-	0.00%
MAINTENANCE	3	5	8	37.50%	MAINTENANCE	-	-	-	0.00%
RESIDENTIAL WIREMAN	63	91	154	40.91%	RESIDENTIAL WIREMAN	-	-	-	0.00%
MASTER SIGN	2	7	9	22.22%	MASTER SIGN	-	-	-	0.00%
JOURNEYMAN SIGN	1	0	1	100.00%	JOURNEYMAN SIGN	-	-	-	0.00%
APPLIANCE INSTALLER	34	22	56	60.71%	APPLIANCE INSTALLER	-	-	-	0.00%
JOURNEYMAN INDUSTRIAL ELE*	0	4	4	0.00%	JOURNEYMAN INDUSTRIAL ELE*	-	-	-	0.00%
<b>TOTAL (ALL)</b>	<b>573</b>	<b>1,356</b>	<b>1,929</b>	<b>29.70%</b>	<b>TOTAL (ALL)</b>	<b>-</b>	<b>-</b>	<b>-</b>	<b>0.00%</b>

### Continuing Education Course, Provider, and Curriculum

(As of May 31, 2021)

FY 2021	SEP	OCT	NOV	Q1	DEC	JAN	FEB	Q2	MAR	APR	MAY	Q3	JUN	JUL	AUG	Q4	TOT
NEW COURSE APPROVAL ISSUES	9	11	1	21	15	18	33	66	21	15	12	48	-	-	-	-	305
TOTAL COURSES	166	159	148	148	143	145	165	165	162	163	166	166	-	-	-	-	166

FY 2020	SEP	OCT	NOV	Q1	DEC	JAN	FEB	Q2	MAR	APR	MAY	Q3	JUN	JUL	AUG	Q4	TOT
NEW COURSE APPROVAL ISSUES	12	7	10	29	13	31	20	64	16	15	8	39	4	17	9	30	162
TOTAL COURSES	172	170	170	170	163	168	176	176	165	171	161	161	151	164	165	165	165

### Electrician Apprentice Programs

(As of May 31, 2021)

FY 2021	SEP	OCT	NOV	Q1	DEC	JAN	FEB	Q2	MAR	APR	MAY	Q3	JUN	JUL	AUG	Q4	TOT
NEW PROVIDER LICENSE ISSUED	2	0	0	2	1	0	3	4	1	0	2	3	-	-	-	-	9
NEW COURSE APPROVALS	0	39	3	42	1	0	0	1	2	3	2	7	-	-	-	-	50
PROVIDER LICENSE RENEWED	31	54	55	55	56	56	56	56	57	57	59	59	-	-	-	-	0
TOTAL APPROVED PROGRAMS	0	0	0	0	0	0	0	0	0	0	2	2	-	-	-	-	2
TOTAL APPROVED COURSE PER YEAR	31	54	55	55	56	56	56	56	57	57	59	59	-	-	-	-	0

FY 2020	SEP	OCT	NOV	Q1	DEC	JAN	FEB	Q2	MAR	APR	MAY	Q3	JUN	JUL	AUG	Q4	TOT
NEW PROVIDER LICENSE ISSUED	0	0	3	3	0	0	0	0	0	1	1	2	0	1	0	1	6
NEW COURSE APPROVALS	3	4	0	7	1	3	0	4	1	3	1	5	0	0	0	0	16
PROVIDER LICENSE RENEWED	50	50	53	53	53	53	53	53	53	54	55	55	55	55	52	52	52
TOTAL APPROVED PROGRAMS	0	0	3	3	0	0	0	0	0	1	1	1	0	1	0	1	6
TOTAL APPROVED COURSE PER YEAR	50	50	53	53	53	53	53	53	53	54	55	55	55	55	52	52	52

## Early Journeyman Exam Statistics

Journeyman Electrician 7K Exam Pass Rate by Total numbers of Exams Between 02/01/2021 and 06/17/2021								
7K 1st Time Exam Pass Rate			7K Repeat Time Exam Pass Rate			7K Average Exam Pass Rate		
Total Pass 1st Time	Total Exams 1st Time	Pass Rate 1st Time	Total Pass Repeat	Total Exams Repeat	Pass Rate Repeat	Total Exams Pass	Total Exams	Avg Pass Rate
48	58	<b>82.76</b>	8	27	<b>29.63</b>	56	85	<b>65.88</b>

Journeyman Electrician 8K Exam Pass Rate by Total numbers of Exams Between 02/01/2021 and 06/17/2021								
8K 1st Time Exam Pass Rate			8K Repeat Time Exam Pass Rate			8K Average Exam Pass Rate		
Total Pass 1st Time	Total Exams 1st Time	Pass Rate 1st Time	Total Pass Repeat	Total Exams Repeat	Pass Rate Repeat	Total Exams Pass	Total Exams	Avg Pass Rate
327	547	<b>59.78</b>	268	1,345	<b>19.93</b>	595	1,892	<b>31.45</b>

Journeyman Electrician 7K Exam Pass Rate in Apprenticeship Pgm by Total numbers of Exams Between 02/01/2021 and 06/17/2021								
7K 1st Time Exam Pass Rate			7K Repeat Time Exam Pass Rate			7K Average Exam Pass Rate		
Total Pass 1st Time	Total Exams 1st Time	Pass Rate 1st Time	Total Pass Repeat	Total Exams Repeat	Pass Rate Repeat	Total Exams Pass	Total Exams	Avg Pass Rate
30	35	<b>85.71</b>	5	17	<b>29.41</b>	35	52	<b>67.31</b>



## Updates

- We are looking to schedule an Exam Review Committee meeting in August 2021.

# Regulatory Program Management Division

## Staff Report for the Electrical Safety and Licensing Advisory Board

### July 2, 2021

### Industry Outreach and License Sweeps

- 02/16-18 - Presented at BPI Houston virtually,
- 04/20 – Job Sweep of Bryan, TX.
- 06/08 – Job Sweep of Hays and south Travis county.
- 06/09 – Job Sweep of Llano and Burnet county.
- 06/15 – Job Sweep of Williamson and NW Travis county
- 06/16 – Job Sweep of NW Williamson county.
- 06/22 – Job Sweep of N Austin.
- 06/23 – Job Sweep of Austin.

### Job Sweep Statistics

	Number of Sites Visited	Total Licenses Checked
<b>June 8-9, 2021</b>	19	40
<b>June 15-16, 2021</b>	18	68
<b>June 22-23, 2021</b>	8	513

License Type	Total
<b>Apprentice Electrician</b>	461
<b>Residential Wireman</b>	9
<b>Journeyman Electrician</b>	130
<b>Master Electrician</b>	12
<b>No License</b>	9

### Issues related to Section 210.8(f) of the 2020 National Electrical Code



The [Texas Electrical Safety and Licensing Act](#) requires the Texas Department of Licensing and Regulation (TDLR) to adopt the revised National Electrical Code (NEC) as the electrical code for the state of Texas. On June 30, 2020, [the Texas Commission of Licensing and Regulation, which oversees TDLR, adopted amendments to Chapter 73.100 of the Electricians administrative rules](#) and established the 2020 NEC as the "minimum standard" for all electrical work in Texas covered by the Act.

Chapter 1305.201 of the Act provides municipalities the authority to make local amendments to the 2020 NEC; however, any proposal to amend these standards should be done in accordance with NEC 90.4 which stipulates that *"the authority having jurisdiction may waive specific requirements in this Code or permit alternative methods where it is assured that equivalent objectives can be achieved by establishing and maintaining effective safety."*

***Any non-exempt electrical work started on or after November 1, 2020 must be installed in accordance with the 2020 NEC.*** For purposes of clarification, the "start" of electrical work is the day

the electrician begins installing electrical materials or equipment within the residential or commercial building structure. **Inside the corporate limits of a municipality**, electricians must abide by city permitting requirements and adhere to any local code amendments.

***Beginning November 1, 2020, all examinations for state electrical licenses will be based on the 2020 NEC.*** The state electrical exams are available through [PSI](#), who has contracted with TDLR to develop, maintain, and administer the state electrician licensing examinations. It is important for license candidates to review the [Candidate Information Bulletin \(CIB\)](#) which contains detailed information regarding the examinations and is vital to understanding the process.