

LICENSING DIVISION

Staff Report for the Electrical Safety and Licensing Advisory Board
September 8, 2021

Personnel Updates

New Licensing Analysts

7/15/21 – Megan Tucei was promoted from an Administrative Assistant III to a Licensing Analyst II from working on the Licensing Support Team. She was responsible for processing all incoming and outgoing mail, supply requests, preparing imaging documents, inventory and processed parent taught driver education applications. Her previous employment consisted of being a household manager and caretaker, working on the junior league, and was the president of the Alpha Chi Omega Society.

7/15/21 – Linda Williams was hired full time after being a temporary employee working on the elevator licensing team where she reviewed and processed elevator certificates of compliance. Her previous experience consists of being an accounts specialist, a resume fraud analyst, and an office manager. She is also a veteran with the military service.

Statistics

MASTER ELECTRICIANS

	TOTAL FY 2020	Aug 2020 – July 2021 FY 21
New Licenses Issued	471	478
Renewed Licenses Issued	16,490	15,185
Online Renewals	16,425	15,086
% Renewed Online	99%	99%
Total Population	17,028	17,133

MASTER SIGN ELECTRICIANS

	TOTAL FY 2020	Aug 2020 – July 2021 FY 21
New Licenses Issued	11	9
Renewed Licenses Issued	508	453
Online Renewals	508	451
% Renewed Online	100%	99%
Total Population	521	514

JOURNEYMAN ELECTRICIANS

	TOTAL FY 2020	Aug 2020 – July 2021 FY 21
New Licenses Issued	1,543	1,744
Renewed Licenses Issued	34,018	31,017
Online Renewals	33,839	30,830
% Renewed Online	99%	99%
Total Population	36,380	36,803

JOURNEYMAN APPLIED BY 7,000 HOURS: 2/1/21 – 8/19/21

Number of 7K applications received	393
Number of 7K applications in an apprenticeship training program	145
Number of 7K that are exam eligible	279
Number of 7K that have received their license	69

JOURNEYMAN SIGN ELECTRICIANS

	TOTAL FY 2020	Aug 2020 – July 2021 FY 21
New Licenses Issued	14	14
Renewed Licenses Issued	291	260
Online Renewals	291	260
% Renewed Online	100%	100%
Total Population	325	324

JOURNEYMAN LINEMAN ELECTRICIANS

	TOTAL FY 2020	Aug 2020 – July 2021 FY 21
New Licenses Issued	17	4
Renewed Licenses Issued	32	31
Online Renewals	32	31
% Renewed Online	100%	100%
Total Population	37	40

JOURNEYMAN INDUSTRIAL ELECTRICIANS

	TOTAL FY 2020	Aug 2020 – July 2021 FY 21
New Licenses Issued	109	89
Renewed Licenses Issued	113	198
Online Renewals	112	198
% Renewed Online	100%	100%
Total Population	227	306

MAINTENANCE ELECTRICIANS

	TOTAL FY 2020	Aug 2020 – July 2021 FY 21
New Licenses Issued	5	8
Renewed Licenses Issued	848	725
Online Renewals	843	719
% Renewed Online	99%	99%
Total Population	899	864

RESIDENTIAL WIREMEN

	TOTAL FY 2020	Aug 2020 – July 2021 FY 21
New Licenses Issued	152	215
Renewed Licenses Issued	1337	1,244
Online Renewals	1327	1,236
% Renewed Online	99%	99%
Total Population	1579	1,693

APPRENTICES

	TOTAL FY 2020	Aug 2020 – July 2021 FY 21
New Licenses Issued	32,994	31,467
New Licenses Issued Online	32,447	31,075
Renewed Licenses Issued	43,503	39,870
Online Renewals	43,173	39,538
% Renewed Online	99%	98%
Total Population	85,144	87,470

SIGN APPRENTICES

	TOTAL FY 2020	Aug 2020 – July 2021 FY 21
New Licenses Issued	1,106	925
New Licenses Issued Online	1,095	916
Renewed Licenses Issued	613	553
Online Renewals	613	551
% Renewed Online	100%	99%
Total Population	1,998	1,924

ELECTRICAL CONTRACTORS

	TOTAL FY 2020	Aug 2020 – July 2021 FY 21
New Licenses Issued	724	853
Renewed Licenses Issued	9,804	8905
Online Renewals	9,761	8,845
% Renewed Online	99%	99%
Total Population	10,448	10,808

ELECTRICAL SIGN CONTRACTORS

	TOTAL FY 2020	Aug 2020 – July 2021 FY 21
New Licenses Issued	48	19
Renewed Licenses Issued	531	475
Online Renewals	527	470
% Renewed Online	99%	98%
Total Population	574	556

RESIDENTIAL APPLIANCE INSTALLERS

	TOTAL FY 2020	Aug 2020 – July 2021 FY 21
New Licenses Issued	117	118
Renewed Licenses Issued	1,875	1,754
Online Renewals	1,871	1,749
% Renewed Online	99%	99%
Total Population	2,004	1,035

RESIDENTIAL APPLIANCE INSTALLATION CONTRACTORS

	TOTAL FY 2020	Aug 2020 – July 2021 FY 21
New Licenses Issued	53	44
Renewed Licenses Issued	652	584
Online Renewals	651	580
% Renewed Online	99%	99%
Total Population	686	695

COMBINED

	TOTAL FY 2020	Aug 2020 – July 2021 FY 2021
New Facility Licenses Issued	825	916
Renewed Facility Licenses Issued	10,987	9,964
Online Renewals	10,939	9,895
% Renewed Online	99%	99%
New Individual Licenses Issued	36,539	35,102
Renewed Individual Licenses Issued	99,628	91,290
Online Renewals	99,035	90,649
% Renewed Online	99%	99%
Total Population (Individuals)	146,142	148,106
Total Population (Facilities)	11,708	12,059
Total COMBINED Licenses	157,850	160,165

Current Projects

*Emergency extension update:

For the emergency extension we are making sure our licensees are aware of the following:

- Under this emergency authorization, if your license expired between August 1, 2020 and September 18, 2021, you will still be able to work for up to 120 days after your expiration date while your renewal is being processed. If TDLR makes a final determination that your renewal application is denied, you will no longer be able to work under the emergency license.
- Due to COVID-19, TDLR is facing an unprecedented challenge with processing paper renewals and applications. **We strongly encourage everyone who can renew online to take advantage of this option.** TDLR's online renewal portal accepts all major credit cards, including MasterCard and Visa branded gift cards.
- We are working as quickly as possible to process all payments that are included with your application. Please be advised that stopping payment through your financial institution will delay and/or stop your application from processing.

We are referring customers to the website for their extension information and to check for any updates.

Customer Service Division

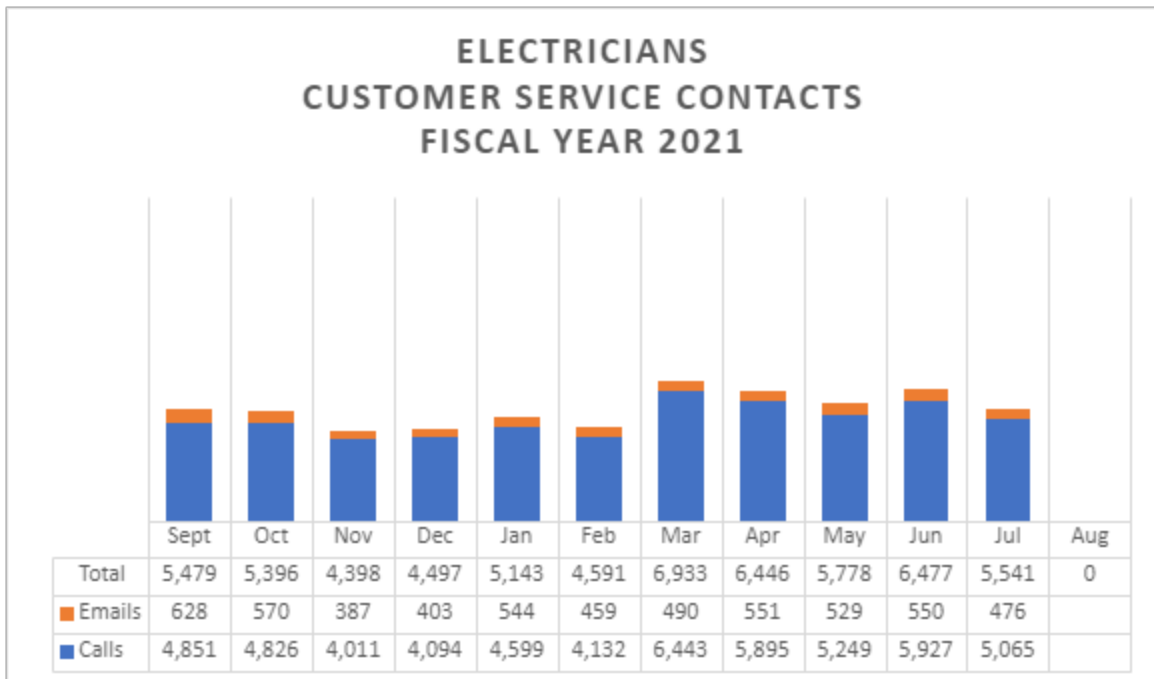
Staff Report for the Electrical Safety and Licensing Advisory Board September 8, 2021

Personnel Updates

After 20 years of state service, 15 of those at TDLR, our Director of Customer Service Trey Seals has moved on to pursue other endeavors and we wish him the best of luck in his pursuits. The impact that he has had on the division and the agency cannot be overstated and we will miss him.

The new Director of Customer service is Tuan Nguyen. Tuan has been with TDLR for almost seven years, previously Tuan was one of the Managers in the Customer Service Division. Tuan has a very strong analytical background, and we are very excited to see where he will take the Division in the future.

Statistics



Enforcement Division

Staff Report for Electrical Safety and Licensing Advisory Board September 8, 2021

Personnel Updates:

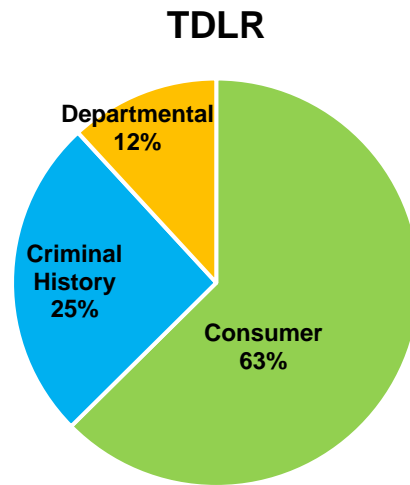
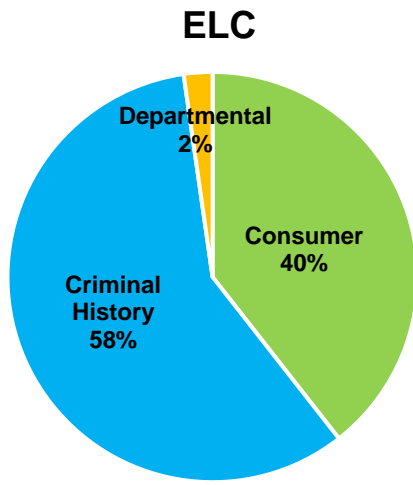
- On August 1, 2021, Cynthia Marple was hired as an Attorney III. She joins TDLR from the Department of Public Safety’s office of Regulatory Counsel Division where she prosecuted compliance and enforcement cases. Cynthia is a member of the Transportation Team, which focuses on cases related to Tow, Vehicle Storage Facilities, Driver’s Education and Motor Fuels.

Statistics:

Shown below are the Enforcement Performance Measures and key statistics for the Electrical (ELC) program and for all TDLR programs combined through July of Fiscal Year 2021:

Key Statistics	ELC	TDLR
Cases opened	1,590	9,133
Cases closed	1,586	8,423
Average time to close (days)	172.82	209.56
% of cases resolved within 6 months	72.01%	59.74%
% of cases resulting in disciplinary action	11.73%	14.35%
Cases pending at end of July	888	6,560

Source of Cases Opened for Fiscal Year 2021 through July



Case Outcomes

	ELC	TDLR
Commission Orders	9	40
Default Orders	89	445
Agreed Orders	50	689
Penalties Assessed	\$335,200.00	\$2,518,566.00
Penalties Collected	\$76,935.00	\$1,098,228.95
Licenses Revoked (Disciplinary)	3	88
Licenses Suspended	1	8
Licenses Denied/Revoked (Criminal History)	87	228
Cease & Desist Orders	0	19
Informally Resolved	1,392	7,107

Top 10 ELC Alleged Violations at Opening through July of Fiscal Year 2021

Violation:	Count
Criminal History	914
Contracting without license	391
Unlicensed electrical work	70
Failed to display TECL in advertising	42
Evaded responsibility to client	40
Performed in violation of code	21
Using another's license	18
Dishonesty, misrepresentation or fraud	16
Performed in negligent manner	15
Did not have TDLR information on proposal or invoice	11

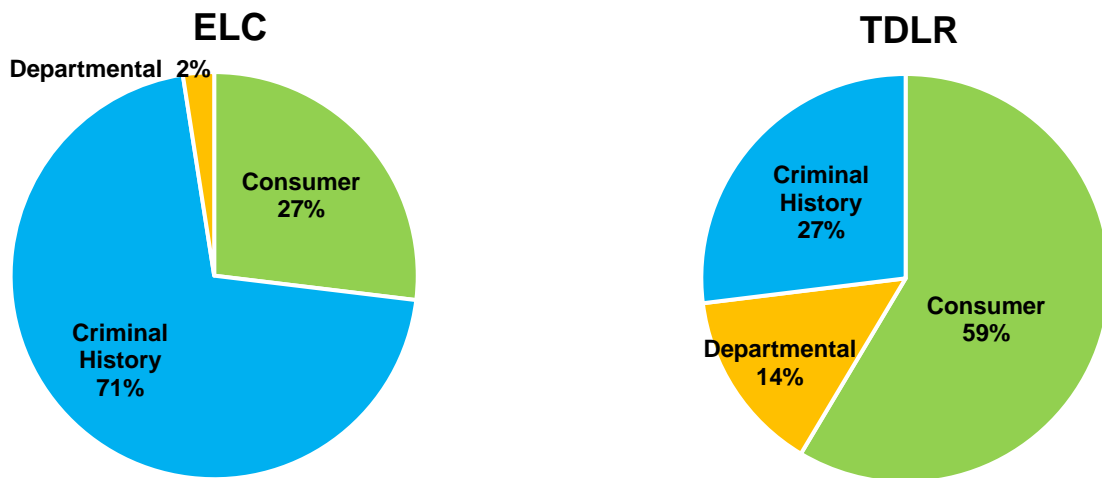
Top ELC Violations Resulting in Disciplinary Action through July of Fiscal Year 2021

Violation:	Count
Criminal History	81
Contracting without license	80
Evaded responsibility to client	4
Using another's license	4
Lacks honesty, trustworthiness and integrity	3
Unlicensed electrical work	3
Failed to comply with an order	3
Failed to ensure licensed work	2
Allowed unlicensed person to subcontract	1
Dishonesty, misrep or fraud	1
Performed in violation of NEC	1
Leasing license to another	1
Did not have TDLR information on proposal or invoice	1
Performed in negligent manner	1

Shown below are the Enforcement Performance Measures and key statistics for the Electrical (ELC) program and for all TDLR programs combined for **Fiscal Year 2020**:

Key Statistic	ELC	TDLR
Cases opened	1,943	10,465
Cases closed	2,065	9,763
Average time to close (days)	132.64	157.58
% of cases resolved within 6 months	79.52%	68.64%
% of cases resulting in disciplinary action	9.49%	13.48%
Cases Pending	883	5,850

Source of Cases Opened Fiscal Year 2020



Case Outcomes	ELC	TDLR
Commission Orders	5	28
Default Orders	76	339
Agreed Orders	47	853
Penalties Assessed	\$349,375.00	\$2,360,451.00
Penalties Collected	\$75,500.00	\$1,296,792.16
Licenses Revoked (Disciplinary)	7	62
Licenses Suspended	1	3
Licenses Denied/Revoked (Criminal History)	106	240
Cease & Desist Orders	9	46
Informally Resolved	1,858	8,365

Top 10 ELC Alleged Violations at Opening for Fiscal Year 2020

Violation:	Count
Criminal History	1366
Contracting without license	246
Unlicensed electrical work	101
Evaded responsibility to client	44
Failed to display TECL in advertising	38
Performed in negligent manner	33
Failed to ensure licensed work	25
CE advertisement violation	16
Performed in violation of code	15
Dishonesty, misrepresentation or fraud	12

Top 10 ELC Violations Resulting in Disciplinary Action for Fiscal Year 2020

Violation:	Count
Criminal History	106
Contracting without license	87
Evaded responsibility to client	4
Failed to pay dishonored check	4
failed to ensure licensed work	3
Lacks honesty/trustworthiness/integrity	3
Obtained license by fraud	2
Using another's license	2
Performed in violation of local ordinance	2
Performed in negligent manner	2

Sting Operation Update:

Between June 7th and June 10th, 2021, Enforcement Investigators Debra Hicks, LaChasity Cloud, Lindsay Tenorio, Henry Maldonado, Robert Nino, Haregeweyn Demoz, Don Vara and Investigation Manager, Art Arevalo conducted a weeklong undercover sting operation in Houston. During the sting, TDLR enforcement investigators contacted people who advertised electrical and air conditioning services in local newspapers or on social media and did not include license information in the ads as required by state law. Investigators filed 27 enforcement cases against unlicensed electrical contractors who offered to perform unlicensed work during the sting.

Case Highlights:

Valerie Y. Stevens – ELC20190015370

On June 30, 2021, a default order against Respondent Valerie Y. Stevens was signed and issued by Deputy Executive Director David Gonzales for the Executive Director. Respondent Stevens was found to have offered to perform, and performed, electrical contracting without holding the appropriate contractors' license. On April 16, 2019, the date of the violation identified in case number ELC20190015370, Respondent was not licensed as a contractor by the Department when they attempted to change out an electrical panel. Additionally, Respondent was already in default for a previous case, ELC20190003783, which assessed an administrative penalty of \$4,000.00. The penalty in case number ELC20190003783 has gone unpaid.

As this was Respondent's second violation, the default order for the current case also contemplated the unpaid \$4,000.00 from the previous case. The default order provided for a total administrative penalty of \$10,000.00 as well as the revocation of the licensee's residential wireman license. As of August 12, 2021, Respondent has not made any payment to satisfy the \$10,000.00 penalty stated in this current default order. The licensee will be able to reapply for licensure July 1, 2021.

Martin G. Rodriguez – ELC20200013169

On June 1, 2021, an agreed order regarding Respondent Martin G. Rodriguez was signed and issued by Deputy Executive Director David Gonzales for the Executive Director. Respondent Rodriguez agreed that he contracted to perform electrical contracting without holding the appropriate contractors' license. Respondent provided an invoice to the complainant in the case detailing electrical contracting work he performed that was not exempt under the laws and rules of the program. Respondent was not in possession of the electrical contractor license at the time that would have enabled him to properly contract for the work performed. Respondent also agreed that he inappropriately used the license number of a master electrician to pull a permit for a job. The agreed order provided for an administrative penalty of \$3,000.00, which Respondent paid in full on April 21, 2021.

Valentine L. Silvas – ELC2020002807

On June 30, 2021, an agreed order regarding Respondent Valentine L. Silvas was signed and issued by Deputy Executive Director David Gonzales for the Executive Director. Respondent, serving as an electrical contractor, agreed that he allowed an unlicensed individual to perform non-exempt electrical work, specifically wiring, at a jobsite. The agreed order included an administrative penalty of \$3,000.00. Respondent paid the penalty in full on May 3, 2021.

Eduardo F. Chapa – ELC20200015405

On June 18, 2021, a Restricted License Agreement for a restricted apprentice electrician license was signed and issued in favor of Eduardo F. Chapa. Licensee Chapa was the subject of a criminal history investigation after he applied for an Apprentice Electrician license. Mr. Chapa has a criminal history that directly related to the duties and responsibilities of an electrician as reflected in the criminal conviction guidelines for the Electricians program. Currently, Mr. Chapa is on parole for an offence not directly related to the guidelines for the program.

As part of the investigation, the prosecuting attorney interviewed the individual who would be directly supervising Mr. Chapa. The Department received supporting documentation from Mr. Chapa in his bid for licensure. The information received by the prosecuting attorney led to a recommendation that a restricted license be granted to Mr. Chapa. Deputy Executive Director Mike Arismendez, for the Executive Director, signed the agreement that includes the terms of the restrictive license.

Under the terms of the restricted license, licensee Chapa may only work while the named supervisor is present at the same job site and continuously monitoring him. Additionally, the licensee may work on new construction, industrial job sites, commercial buildings, or residential facilities so long as the supervisor is on the same job site and in sufficiently close proximity to the licensee. Licensee Chapa must carry or have access to a legible, paper copy of the Restricted License Agreement at all times and must present it upon the request of any person. The restricted license is valid for a period of one year as of the date of issuance.

Michael F. Fuentes, Sr. – ELC20190012529

On June 1, 2021, an agreed order regarding Respondent Michael F. Fuentes, Sr., was signed and issued by Deputy Executive Director David Gonzales for the Executive Director. Respondent agreed that he offered to perform unlicensed, non-exempt electrical by offering services through a Facebook webpage. Respondent Fuentes and the Department entered into a settlement agreement for an administrative penalty of \$1,500.00, broken down into 6 payments of \$250.00 beginning on April 5, 2021. The 6 payments are to be paid on the fifth day of each month, with the last payment due on September 5, 2021. As of August 12, 2021, Respondent had paid \$1,000.00 of the penalty, with \$500.00 remaining to be paid.



Education and Examination Division

Staff Report for Electrical Safety and Licensing Advisory Board September 8, 2021

Statistics

Examination Statistics

(As of July 31, 2021)

FY 2021	SEP	OCT	NOV	Q1	DEC	JAN	FEB	Q2	MAR	APR	MAY	Q3	JUN	JUL	AUG	Q4	TOT
PASS	306	419	238	963	178	188	139	505	265	268	305	838	332	304	0	636	2,942
FAIL	953	1,129	716	2,798	586	496	339	1,421	610	654	700	1,964	767	727	0	1,494	7,677
TOTAL	1259	1548	954	3,761	764	684	478	1,926	875	922	1005	2,802	1099	1031	0	2,130	10,619
RATE	24.3%	27.1%	24.9%	25.6%	23.3%	0%	0%	26.2%	30.3%	29.1%	30.3%	29.9%	30.2%	29.5%	0.0%	29.9%	27.7%

FY 2020	SEP	OCT	NOV	Q1	DEC	JAN	FEB	Q2	MAR	APR	MAY	Q3	JUN	JUL	AUG	Q4	TOT
PASS	216	260	242	717	258	234	330	822	234	0	35	269	218	261	289	768	2,578
FAIL	679	762	723	2,164	622	582	707	1,911	438	0	73	511	517	609	754	1,880	6,466
TOTAL	894	1,022	965	2,881	880	816	1,037	2,733	672	0	108	780	735	870	1043	2,648	9,042
RATE	24.0%	25.4%	25.1%	24.9%	29.3%	28.7%	31.8%	30.1%	34.8%	0.0%	32.4%	34.5%	29.7%	30.0%	27.7%	29.0%	28.5%

Examination by License Type

(As of July 31, 2021)

1 ST QUARTER					2 ND QUARTER				
	SEPTEMBER	OCTOBER	NOVEMBER		DECEMBER	JANUARY	FEBRUARY		
LICENSE TYPE	PASS	FAIL	TOT	RATE	LICENSE TYPE	PASS	FAIL	TOT	RATE
MASTER CALCULATIONS	55	259	314	17.52%	MASTER CALCULATIONS	31	129	160	19.38%
MASTER NEC	53	203	256	20.70%	MASTER NEC	0	0	0	0.00%
JOURNEYMAN LINEMAN	0	3	3	0.00%	JOURNEYMAN LINEMAN	84	258	342	24.56%
JOURNEYMAN	153	414	567	26.98%	JOURNEYMAN	1	1	2	50.00%
MAINTENANCE	0	1	1	0.00%	MAINTENANCE	15	28	43	34.88%
RESIDENTIAL WIREMAN	25	50	75	33.33%	RESIDENTIAL WIREMAN	2	4	6	33.33%
MASTER SIGN	1	1	2	50.00%	MASTER SIGN	3	2	5	60.00%
JOURNEYMAN SIGN	2	3	5	40.00%	JOURNEYMAN SIGN	11	8	19	57.89%
APPLIANCE INSTALLER	17	17	34	50.00%	APPLIANCE INSTALLER	1	0	1	100.00%
JOURNEYMAN INDUSTRIAL ELE*	0	2	2	0.00%	JOURNEYMAN INDUSTRIAL ELE*	1	0	1	100.00%
TOTAL (ALL)	306	953	1,259	24.31%	TOTAL (ALL)	178	586	764	23.30%
3 RD QUARTER					4 TH QUARTER				
	MARCH	APRIL	MAY		JUNE	JULY	AUGUST		
LICENSE TYPE	PASS	FAIL	TOT	RATE	LICENSE TYPE	PASS	FAIL	TOT	RATE
MASTER CALCULATIONS	125	478	603	20.73%	MASTER CALCULATIONS	112	369	481	23.28%
MASTER NEC	125	383	508	24.61%	MASTER NEC	111	296	407	27.27%
JOURNEYMAN LINEMAN	1	4	5	20.00%	JOURNEYMAN LINEMAN	1	9	10	10.00%
JOURNEYMAN	484	970	1,454	33.29%	JOURNEYMAN	352	720	1,072	32.84%
MAINTENANCE	3	5	8	37.50%	MAINTENANCE	1	1	2	50.00%
RESIDENTIAL WIREMAN	63	91	154	40.91%	RESIDENTIAL WIREMAN	37	70	107	34.58%
MASTER SIGN	2	7	9	22.22%	MASTER SIGN	4	7	11	36.36%
JOURNEYMAN SIGN	1	0	1	100.00%	JOURNEYMAN SIGN	2	1	3	66.67%
APPLIANCE INSTALLER	34	22	56	60.71%	APPLIANCE INSTALLER	15	20	35	42.86%
JOURNEYMAN INDUSTRIAL ELE*	0	4	4	0.00%	JOURNEYMAN INDUSTRIAL ELE*	1	1	2	50.00%
TOTAL (ALL)	573	1,356	1,929	29.70%	TOTAL (ALL)	305	727	1,032	29.55%

Continuing Education Course, Provider, and Curriculum

(As of July 31, 2021)

FY 2021	SEP	OCT	NOV	Q1	DEC	JAN	FEB	Q2	MAR	APR	MAY	Q3	JUN	JUL	AUG	Q4	TOT
NEW COURSE APPROVAL ISSUES	9	11	1	21	15	18	33	66	21	15	12	48	12	8	-	20	155
TOTAL COURSES	166	159	148	148	143	145	165	165	162	163	166	166	173	164	-	164	164

FY 2020	SEP	OCT	NOV	Q1	DEC	JAN	FEB	Q2	MAR	APR	MAY	Q3	JUN	JUL	AUG	Q4	TOT
NEW COURSE APPROVAL ISSUES	12	7	10	29	13	31	20	64	16	15	8	39	4	17	9	30	162
TOTAL COURSES	172	170	170	170	163	168	176	176	165	171	161	161	151	164	165	165	165

Electrician Apprentice Programs

(As of May 31, 2021)

FY 2021	SEP	OCT	NOV	Q1	DEC	JAN	FEB	Q2	MAR	APR	MAY	Q3	JUN	JUL	AUG	Q4	TOT
NEW PROVIDER LICENSE ISSUED	2	0	0	2	1	0	3	4	1	0	2	3	0	0	-	0	9
NEW COURSE APPROVALS	0	39	3	42	1	0	0	1	2	3	2	7	5	0	-	5	55
PROVIDER LICENSE RENEWED	31	54	55	55	56	56	56	56	57	57	59	59	59	59	-	59	59
TOTAL APPROVED PROGRAMS	0	0	0	0	0	0	0	0	0	0	2	2	0	0	-	0	2
TOTAL APPROVED COURSE PER YEAR	31	54	55	55	56	56	56	56	57	57	59	59	59	59	-	59	59

FY 2020	SEP	OCT	NOV	Q1	DEC	JAN	FEB	Q2	MAR	APR	MAY	Q3	JUN	JUL	AUG	Q4	TOT
NEW PROVIDER LICENSE ISSUED	0	0	3	3	0	0	0	0	0	1	1	2	0	1	0	1	6
NEW COURSE APPROVALS	3	4	0	7	1	3	0	4	1	3	1	5	0	0	0	0	16
PROVIDER LICENSE RENEWED	50	50	53	53	53	53	53	53	53	54	55	55	55	55	52	52	52
TOTAL APPROVED PROGRAMS	0	0	3	3	0	0	0	0	0	1	1	1	0	1	0	1	6
TOTAL APPROVED COURSE PER YEAR	50	50	53	53	53	53	53	53	53	54	55	55	55	55	52	52	52

Early Journeyman Exam Statistics

Journeyman Electrician 7K Exam Pass Rate by Total numbers of Exams Between 02/01/2021 and 08/19/2021

7K 1st Time Exam Pass Rate			7K Repeat Time Exam Pass Rate			7K Average Exam Pass Rate		
Total Pass 1st Time	Total Exams 1st Time	Pass Rate 1st Time	Total Pass Repeat	Total Exams Repeat	Pass Rate Repeat	Total Exams Pass	Total Exams	Avg Pass Rate
85	114	74.56	16	70	22.86	101	184	54.89

Journeyman Electrician 7K Exam Pass Rate in Apprenticeship Program by Total numbers of Exams Between 02/01/2021 and 08/19/2021

7K 1st Time Exam Pass Rate			7K Repeat Time Exam Pass Rate			7K Average Exam Pass Rate		
Total Pass 1st Time	Total Exams 1st Time	Pass Rate 1st Time	Total Pass Repeat	Total Exams Repeat	Pass Rate Repeat	Total Exams Pass	Total Exams	Avg Pass Rate
53	64	82.81	12	46	26.09	65	110	59.09

Journeyman Electrician 8K Exam Pass Rate by Total numbers of Exams Between 02/01/2021 and 08/19/2021

8K 1st Time Exam Pass Rate			8K Repeat Time Exam Pass Rate			8K Average Exam Pass Rate		
Total Pass 1st Time	Total Exams 1st Time	Pass Rate 1st Time	Total Pass Repeat	Total Exams Repeat	Pass Rate Repeat	Total Exams Pass	Total Exams	Avg Pass Rate
495	807	61.34	399	2,065	19.32	894	2,872	31.13

Regulatory Program Management Division

Staff Report for the Electrical Safety and Licensing Advisory Board

September 8, 2021

Outreach

TDLR RPM Meetings, Sweeps and Other Notable Activities

- 07/21/2021 - TIVA High School Vocational Teacher presentation in Irving, TX.
- 07/22/2021 - City of McKinney electrical inspectors NEC, Law & Rule, training, and education.
- 08/09/2021 – National Fire Protection Association’s (NFPA) 1078 & 78 first draft meeting.
- 08/17/2021 - Job sweep of night shift at new TESLA plant. (306 License checked)
- 08/31-09/02/2021 – Exam development for Texas electrician’s exams.

2020 National Electrical Code Became Effective November 1, 2020

The [Texas Electrical Safety and Licensing Act](#) requires the Texas Department of Licensing and Regulation (TDLR) to adopt the revised National Electrical Code (NEC) as the electrical code for the state of Texas. On June 30, 2020, [the Texas Commission of Licensing and Regulation, which oversees TDLR, adopted amendments to Chapter 73.100 of the Electricians administrative rules](#) and established the 2020 NEC as the "minimum standard" for all electrical work in Texas covered by the Act

Chapter 1305.201 of the Act provides municipalities the authority to make local amendments to the 2020 NEC; however, any proposal to amend these standards should be done in accordance with NEC 90.4 which stipulates that "*the authority having jurisdiction may waive specific requirements in this Code or permit alternative methods where it is assured that equivalent objectives can be achieved by establishing and maintaining effective safety.*"

Any non-exempt electrical work started on or after November 1, 2020 must be installed in accordance with the 2020 NEC. For purposes of clarification, the “start” of electrical work is the day the electrician begins installing electrical materials or equipment within the residential or commercial building structure. **Inside the corporate limits of a municipality**, electricians must abide by city permitting requirements and adhere to any local code amendments.

Beginning November 1, 2020, all examinations for state electrical licenses will be based on the 2020 NEC. The state electrical exams are available through [PSI](#), who has contracted with TDLR to develop, maintain, and administer the state electrician licensing examinations. It is important for license candidates to review the [Candidate Information Bulletin \(CIB\)](#) which contains detailed information regarding the examinations and is vital to understanding the process.