

LICENSING DIVISION

Staff Report for the Texas Industrialized Buildings Code Council
July 27, 2023

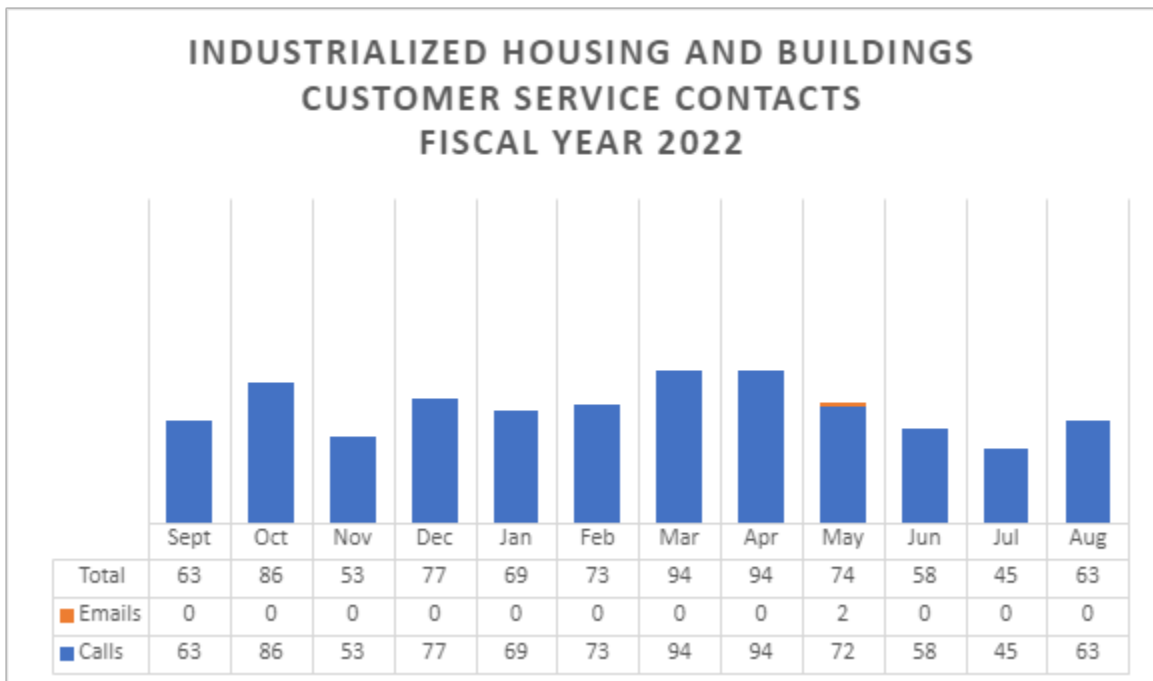
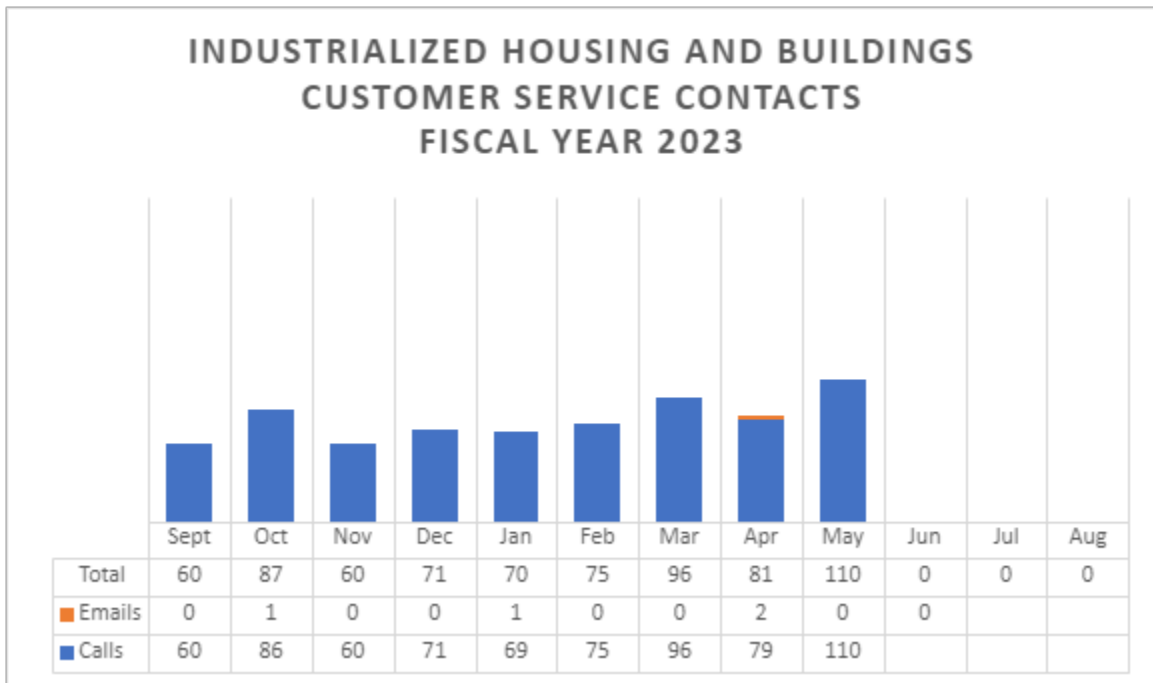
Statistics

License Type	FY 2023 Sep 1, 2022 - May 31, 2023			FY 2022 Sep 1, 2021 - Aug 31, 2022		
	New Licenses Issued	Renewal Licenses Issued	TOTAL POPULATION	New Licenses Issued	Renewal Licenses Issued	TOTAL POPULATION
Manufacturers	25	140	230	32	205	231
Builders	37	228	363	65	297	373
Inspectors	5	45	67	2	56	63
3rd Party Inspection Agencies	1	5	8	0	6	7
Design Review Agencies	1	7	8	0	6	7
Overall	69	425	676	99	570	681

Customer Service Division

Staff Report for the Texas Industrialized Building Code Council
July 27, 2023

Statistics



Enforcement Division

Staff Report for Texas Industrialized Building Code Council

July 27, 2023

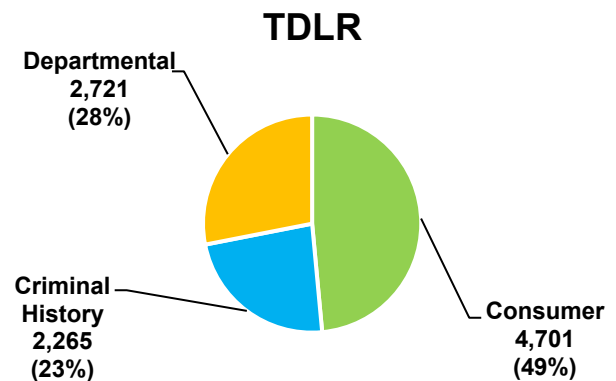
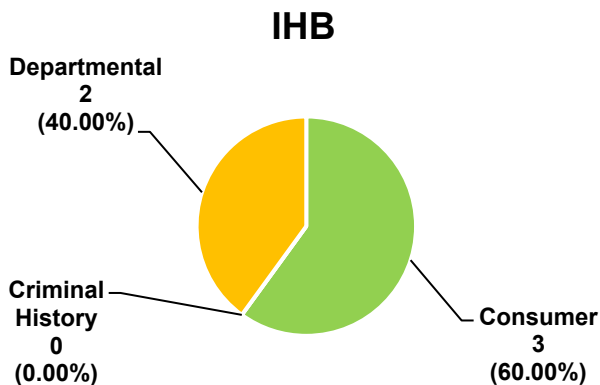
Statistics:

Shown below are the Complaints Received, Enforcement Performance Measures and Key Statistics for the Architectural Barriers program (EAB) and for all TDLR programs combined through **May** of **Fiscal Year 2023**:

Complaints Received Break Down	IHB	TDLR
Consumer complaints	25	10,406
Departmental initiated complaints	2	2,675
Criminal History Records Reviewed for licensure	1	63,902
Total Complaints Received	28	76,983

Key Statistics	IHB	TDLR
Cases opened	5	9,687
Cases closed	11	8,520
Average time to close (days)	426.45	213.30
% of cases resolved within 6 months	18.18%	56.01%
% of cases resulting in disciplinary action	0.00%	10.55%
Cases Pending at end of May	6	7,717

Source of Cases Opened through May of Fiscal Year 2023



Case Outcomes	IHB	TDLR
Commission Orders	0	9
Default Orders	0	301
Agreed Orders	0	531
Penalties Assessed	\$0.00	\$1,929,675.00
Penalties Collected	\$0.00	\$895,041.00
Licenses Revoked (Disciplinary)	0	36
Licenses Suspended	0	2
Licenses Denied/Revoked (Criminal History)	0	92
Cease & Desist Orders	0	6
Informally Resolved	11	7,621

IHB Alleged Violations at Opening through May of Fiscal Year 2023

Violation:	Count
No registration	2
Construction building codes	1
No third-party inspection	1
Failed to send information to builder	1
False, misleading, or deceptive act	1

IHB Violations Resulting in Disciplinary Action through May of Fiscal Year 2023


Violation:	Count
There were no violations resulting in Disciplinary Action through May of Fiscal Year 2023 for the IHB program.	N/A

Shown below are the Complaints Received, Enforcement Performance Measures, and key statistics for the Industrialized Housing and Buildings (IHB) program and for all TDLR programs combined for **Fiscal Year 2022**:

Complaints Received Break Down	IHB	TDLR
Consumer complaints	35	14,098
Departmental initiated complaints	0	2,368
Criminal History Records Reviewed for licensure	0	48,488
Total Complaints Received	35	64,954

Key Statistic	IHB	TDLR
Cases opened	8	11,663
Cases closed	5	11,754
Average time to close (days)	877.80	215.79
% of cases resolved within 6 months	20.00%	57.64%
% of cases resulting in disciplinary action	20.00%	10.81%
Cases pending at end of Fiscal Year 2022	12	6,540

Source of Cases Opened for Fiscal Year 2022



Case Outcomes	IHB	TDLR
Commission Orders	0	27
Default Orders	0	384
Agreed Orders	1	749
Penalties Assessed	\$0.00	\$2,588,310.00
Penalties Collected	\$0.00	\$1,322,419.50
Licenses Revoked (Disciplinary)	0	50
Licenses Suspended	0	4
Licenses Denied/Revoked (Criminal History)	0	182
Cease & Desist Orders	0	17
Informally Resolved	4	10,486

IHB Alleged Violations at Opening for Fiscal Year 2022

Violation:	Count
Construction building codes	3
False or misleading or deceptive act	3
No or incomplete site inspection report	2
Not installed or permanent foundation	1

IHB Violations Resulting in Disciplinary Action for Fiscal Year 2022

Violation:	Count
Construction building codes	1

Regulatory Program Management

Staff Report for Texas Industrialized Building Code Council

July 27, 2023

Statistics

REVENUE FROM DECALS/INSIGNIA/ALTERATION DECALS

FY	TOTAL SOLD	TOTAL REVENUE
23	6,392	\$301,641
22	7,073	\$315,641

IN-PLANT INSPECTIONS BY THIRD PARTIES

FY	TOTAL UNITS INSPECTED	TOTAL FACILITIES INSPECTED
23	6,369	1,048
22	7,246	1,090

CERTIFICATION INSPECTIONS

FY	# OF CERTIFICATION INSPECT. BY STAFF	# OF CERTIFICATION INSPECT. BY TPI
23	27 + 12 RVI's	30
22	34 + 48 RVI's	35

PLANS APPROVED BY THIRD PARTIES

FY	# OF APPROVALS
23	1,302
22	1,300

PLANS REVIEWED BY STAFF

FY	# OF APPROVALS
23	93
22	104

MANUFACTURERS CERTIFIED SINCE LAST MEETING

IHM #	MFG. NAME	CITY, STATE	DATE CERTIFIED	TYPE
596	FISHER ROSEMONT (EMERSON)	ST. LOUIS, MO	5/26/2023	IBC
658	LELANDS CABINS	GRANDVIEW, TX	6/21/2023	IRC
659	INSTABUILT	PRISHTINA, KOSOVO	4/29/2023	IRC COMPONENTS
700	AMHURST STUDIO CUERO	CUERO, TX	3/7/2023	IRC
625	ACS	DENISON, TX	5/25/2023	IBC
704	CONCRETE MODULAR SYSTEMS	TARPON SPRINGS, FL	3/28/2023	IBC
709	GROUND FORCE SYSTEMS	BRYAN, TX	3/15/2023	IBC
716	THERMO BOND PLANT 4	ELK POINT, SD	5/12/2023	IBC
714	SG ECHO (WALDON FACILITY)	DURANT, OK	5/1/2023	IBC
709	GROUND FORCE SYSTEMS	BRYAN, TX	5/19/2023	IBC CERT. UPDATE
661	MODULAR STEEL	BLOOMBURG, PA	6/29/2023	IRC

MANUFACTURER CERTIFICATIONS IN PROCESS

IHM #	MFG. NAME	CITY, STATE	DATE STARTED	TYPE
495	QUALITY ELECTRIC	MIDVALE, UT		IBC
685	MODULAR BUILDERS	ROCHESTER, IN	6/26/2023	IBC
697	INTERMOUNTAIN ELECTRONICS	SOUTHPOINT, OH	10/10/2022	IBC EQUIPMENT BUILDINGS
675	ELITE MODULAR	TIMPSON, TX	6/12/2023	IBC OFFICE
706	ETHOS	JUAREZ, MEXICO		IBC
710	APOLO MODULAR SYSTEMS	DOUGLKAS GA		IBC OFFICE
701	IMPRESA BUILDING SYSTEMS	GREENWOOD, SC	4/24/2023	RESIDENTIAL
663	PANELBUILT	BLAIRSVILLE, GA		IBC EQUIPMENT BUILDINGS
715	PANELMATIC	HOUSTON, TX		IBC EQUIPMENT BUILDINGS
674	COMMUNITY DEVELOPEMENT CORP.	BROWNSVILLE, TX	5/8/2023	RESIDENTIAL
563	AMERITEX	CONROE, TX	11/28/2022	CERT. UPDATE
711	MEDICAL STRUCTURES	ELKHART, IN		
635	ECHO DCL	DURANT, OK		CERT UPDATE
694	HI FAB HOLDINGS	GRAND PRAIRIE, TX	6/5/2023	RESIDENTIAL
718	WILLIAM SCOTSMAN	HOUSTON, TX		IBC
685	MODULAR BUILDERS	ROCHESTER, IN	6/26/2023	IBC OFFICE
709	GROUNDFORCE BUILDING SYSTEMS	BRYAN, TX	4/10/2023	CERT UPDATE
444	LEGACY HOUSING	FT. WORTH, TX		IBC OFFICE CERT UPDATE
696	NYATI	CORPUS CHRISTI, TX	6/26/2023	IBC
651	HUB MACHINE & TOOL	GRAHAM, TX		
733	ENERPAN BLDG SYSTEMS	LOUISVILLE, KY		

100% INSPECTIONS APPROVED

IHM #	MFG. NAME	CITY, STATE	DATE LABELED	TYPE
695	FISHER ROSEMOUNT	ST. LOUIS, MO	5/26/2023	EQUIPMENT BUILDINGS