

Licensing Division

Staff Report for the Midwives Advisory Board

June 12, 2023

Statistics

	TOTAL FY 2022	1st Quarter FY 2023	2nd Quarter FY 2023
New Licenses Issued	43	5	5
Renewed Licenses Issued	142	1	51
Online Renewals	132	1	51
% Renewed Online	93%	100%	100%
Total License Population	341	348	350



Education and Examination Division

Staff Report for Midwives Advisory Board, June 12, 2023

Statistics

Because Midwives take a Written National Examination, we will not have those statistics, we will have the number of Jurisprudence Examinations taken by month.

Jurisprudence Examinations

(As of April 30, 2023)

FY 2023	SEP	OCT	NOV	Q1	DEC	JAN	FEB	Q2	MAR	APR	MAY	Q3	JUN	JUL	AUG	Q4	TOT
Completed	3	1	3	7	5	16	34	55	9	2		11					73
FY 2022	SEP	OCT	NOV	Q1	DEC	JAN	FEB	Q2	MAR	APR	MAY	Q3	JUN	JUL	AUG	Q4	TOT
Completed	1	4	9	14	8	17	12	37	5	1	4	10	7	2	3	12	73

Midwife School Curriculum

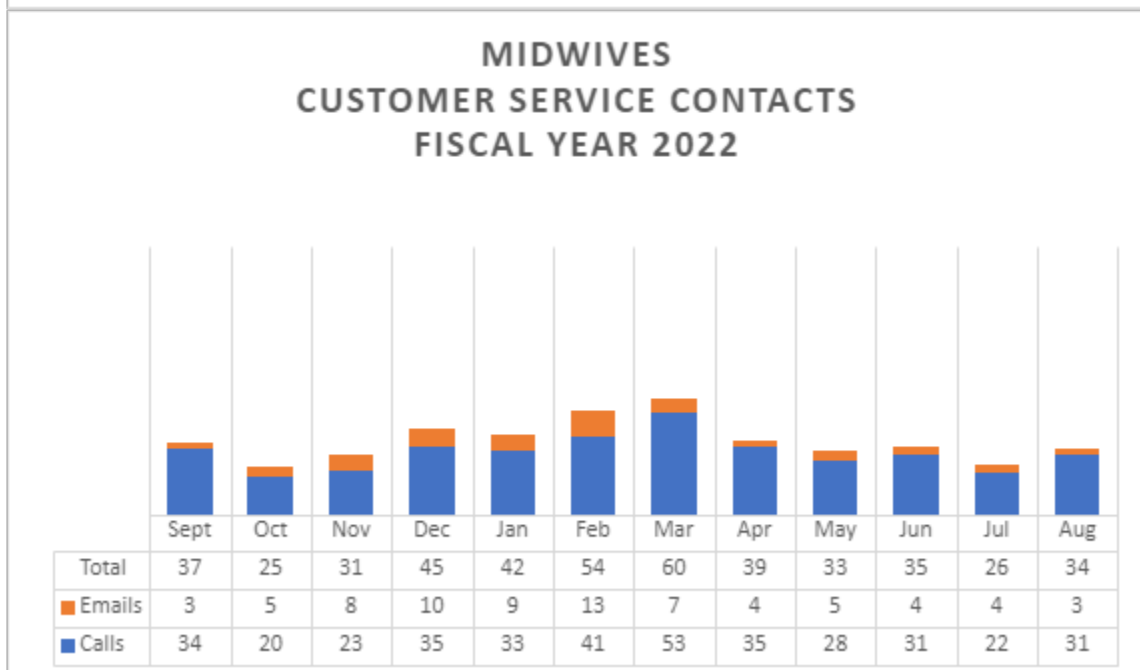
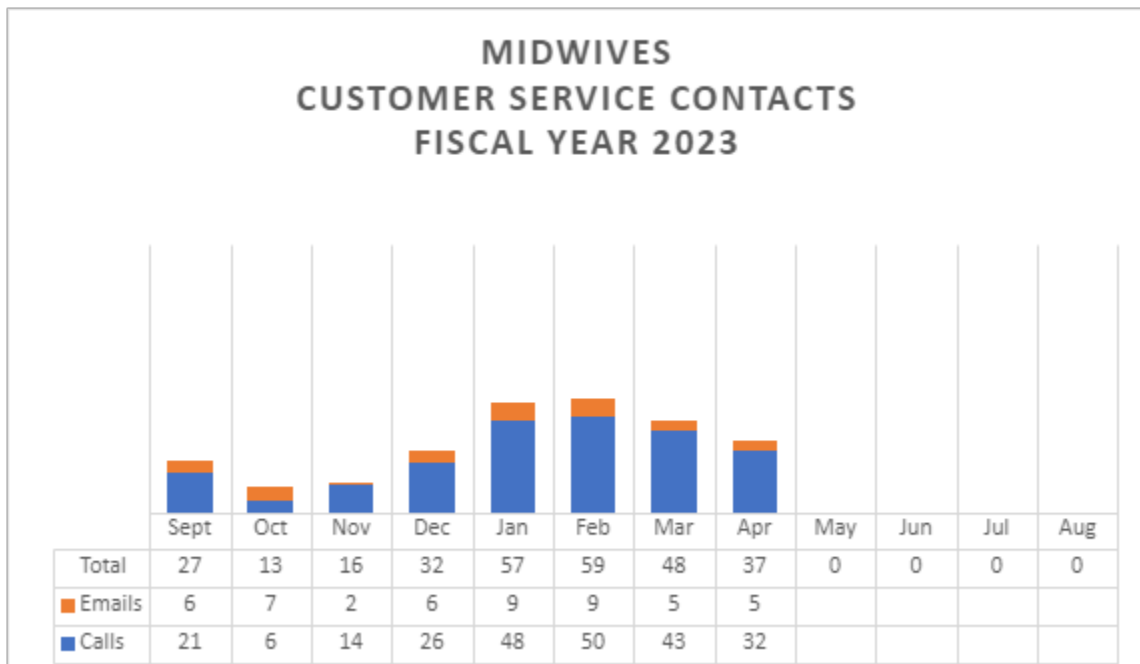
(As of April 30, 2023)

FY 2023	SEP	OCT	NOV	Q1	DEC	JAN	FEB	Q2	MAR	APR	MAY	Q3	JUN	JUL	AUG	Q4	TOT
New Curriculum Approved	1	0	0	1	0	0	0	0	0	0		0					1
Total Curriculum Count	4	4	4	4	4	4	4	4	4	4		4					4
FY 2022	SEP	OCT	NOV	Q1	DEC	JAN	FEB	Q2	MAR	APR	MAY	Q3	JUN	JUL	AUG	Q4	TOT
New Curriculum Approved	0	0	0	0	0	0	0	0	0	0	0	0	1	0	0	1	1
Total Curriculum Count	2	2	2	2	2	2	2	2	2	2	2	2	3	3	3	3	3

CUSTOMER SERVICE DIVISION

Staff Report for the Midwives Advisory Board
June 12, 2023

Statistics



***To avoid delays in processing, emails with attachments are routed directly to the Licensing Division and are not included in these statistics.

Enforcement Division

Staff Report for the Midwives Advisory Board

June 12, 2023

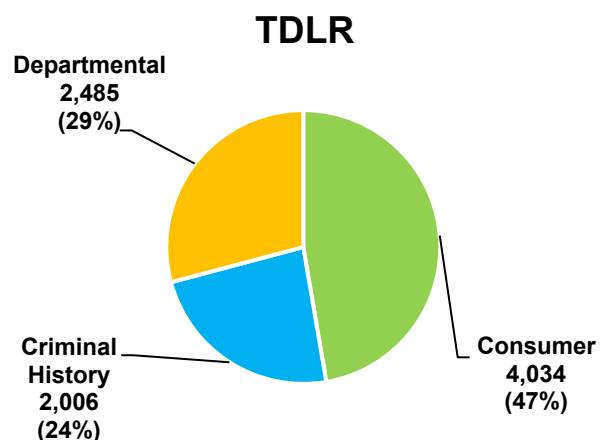
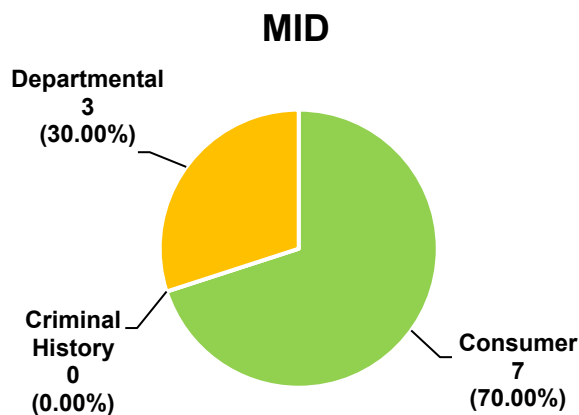
Statistics

Shown below are the Complaints Received, Enforcement Performance Measures and Key Statistics for the Midwives (MID) program and for all TDLR programs combined through **April of Fiscal Year 2023**:

Complaints Received by Source	MID	TDLR
Consumer complaints	7	9,122
Department initiated complaints	3	2,438
Criminal History Records reviewed for licensure	19	55,045
Total Complaints Received	29	66,605

Key Statistic	MID	TDLR
Cases opened	10	8,525
Cases closed	14	7,481
Average time to close (days)	181.29	212.09
% of cases resolved within 6 months	57.14%	56.02%
% of cases resulting in disciplinary action	0.00%	10.17%
Cases pending at end of April	13	7,588

Source of cases opened through April of Fiscal Year 2023



Case Outcomes	MID	TDLR
Commission Orders	0	8
Default Orders	0	272
Agreed Orders	0	479
Penalties Assessed	\$0.00	\$1,735,325.00
Penalties Collected	\$0.00	\$767,096.00
Licenses Revoked (Disciplinary)	0	33
Licenses Suspended	0	2
Licenses Denied/Revoked (Criminal History)	0	79
Cease & Desist Orders	1	6
Informally Resolved	14	6,670

MID Alleged Violations at Opening through April of Fiscal Year 2023

Violation:	Count
Expired license	5
None, incomplete, or wrong protocols	4
Unlicensed	2
Transfer violation	1
Failed to follow instrument or emergency	1
Lack of personal or professional character	1

MID Violations Resulting in Disciplinary Action through April of Fiscal Year 2023

Violation:	Count
There were no violations resulting in Disciplinary Action through April of Fiscal Year 2023 for the MID program.	N/A


Statistics Fiscal Year 2022:

Shown below are the Complaints Received, Enforcement Performance Measures and Key Statistics for the Midwives (MID) program and for all TDLR programs combined for **Fiscal Year 2022:**

Complaints Received by Source	MID	TDLR
Consumer complaints	14	14,098
Department initiated complaints	5	2,368
Criminal History Records reviewed for licensure	1	48,488
Total Complaints Received	20	64,954

Key Statistic	MID	TDLR
Cases opened	17	11,663
Cases closed	18	11,754
Average time to close (days)	351.83	215.79
% of cases resolved within 6 months	33.33%	57.64%
% of cases resulting in disciplinary action	27.78%	10.81%
Cases pending at the end of Fiscal Year 2022	17	6,540

Source of cases opened for Fiscal Year 2022



Case Outcomes	MID	TDLR
Commission Orders	0	27
Default Orders	3	384
Agreed Orders	3	749
Penalties Assessed	\$26,250.00	\$2,588,310.00
Penalties Collected	\$6,250.00	\$1,322,419.50
Licenses Revoked (Disciplinary)	1	50
Licenses Suspended	0	4
Licenses Denied/Revoked (Criminal History)	0	182
Cease & Desist Orders	0	17
Informally Resolved	12	10,486

MID Alleged Violations at Opening for Fiscal Year 2022

Violation:	Count
Unlicensed	7
No, incomplete, or wrong records	6
Failed to follow instructions or emergency protocols	4
Lack of personal or professional character	2
Transfer violation	1
Failed to pay dishonored check	1
Failed to provide information to client	1
Expired license	1
Referral violation	1

MID Violations Resulting in Disciplinary Action for Fiscal Year 2022

Violation:	Count
Expired license	2
Failed to comply with an order	1
No, incomplete, or wrong records	1
Failed to submit records or investigation	1
Referral violation	1

Regulatory Program Management Division

Staff Report for the Midwives Advisory Board

June 12, 2023

Current Projects

Staff have assisted in the Standard of Care and Enforcement workgroup meetings.

Staff continue to monitor bills that may impact TDLR programs and prepare to implement new legislation.

Staff continue to assist Enforcement, Field Inspections, Licensing, Education & Examination, and Customer Service with questions that arise during investigations and inspections, as well as addressing daily industry questions and emails.

Outreach

Mary Hoffman attended the Association of Texas Midwives Annual Conference in San Marcos in early May.

Staff are working on the next edition of the *TDLR Health Monitor* newsletter. It's scheduled for release in late June. Links to previous editions can be found under Agency newsletters on the main TDLR page.

If you have any outreach opportunities that you would like us to attend and/or give a presentation, please contact Mary Hoffman.